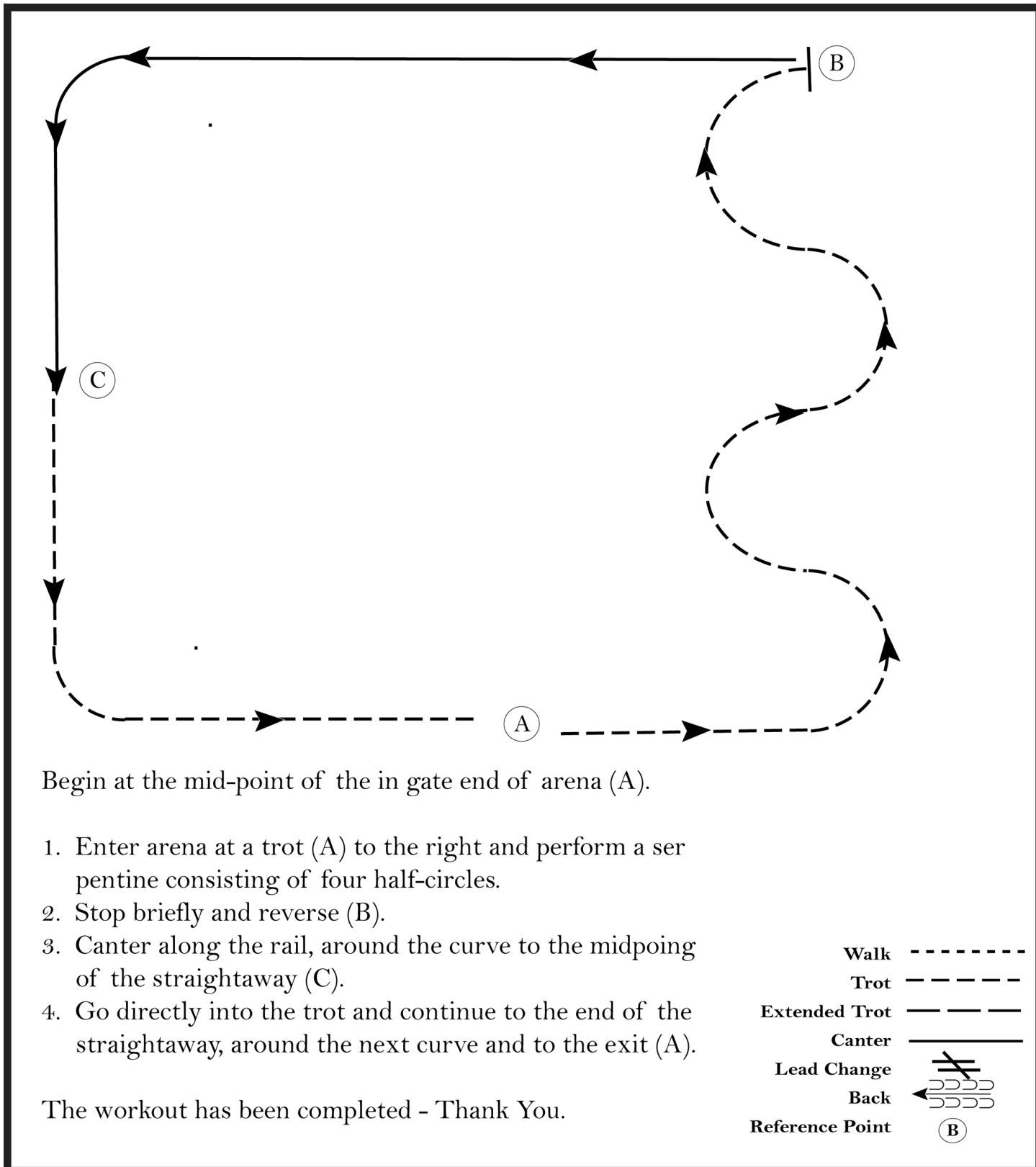


2016 MIHA SR Meet 1

Saddle Seat Bareback

Show Date:



[SSE/11]

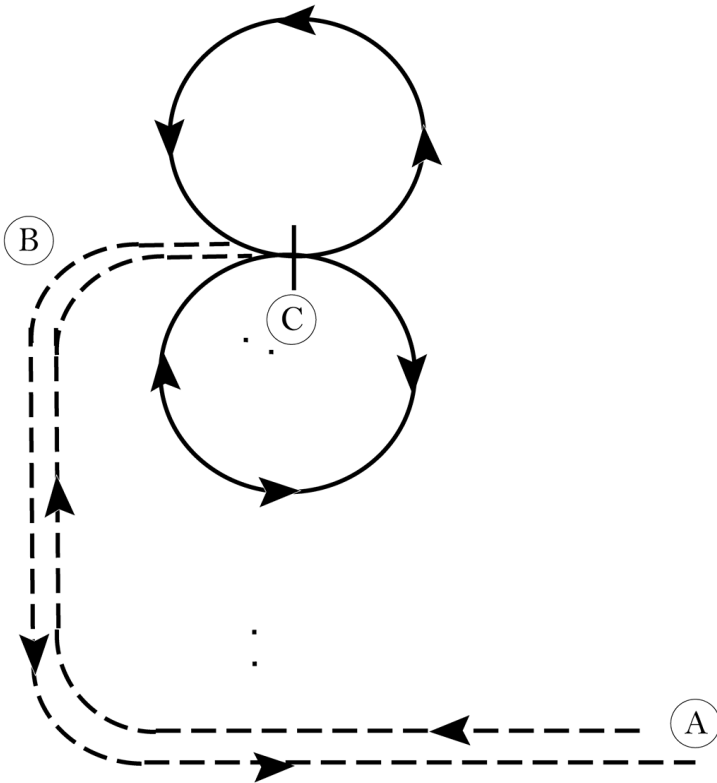
Pattern Provided by:

MIHA

2016 MIHA SR Meet 1

Saddle Seat Equitation

Show Date:



Begin at the mid-point of the in gate end of arena (A).

1. Trot to the left, around the curve and to the mid-point of the straightaway (B).
2. Without halting, make a turn to the right, and continue 1/4 of the way across the arena (C). Stop briefly.
3. Canter a figure eight, the first circle clockwise and the second circle counter clockwise. Stop briefly. (C).
4. Reverse and trot to the rail (B). Turn left and continue to the end of the straightaway, around the curve and to the midpoint of the straightaway (A).

The workout has been completed - Thank You.

Walk	-----
Trot	- - - - -
Extended Trot	— — — — —
Canter	—————
Lead Change	
Back	
Reference Point	(B)

[SSE/8]

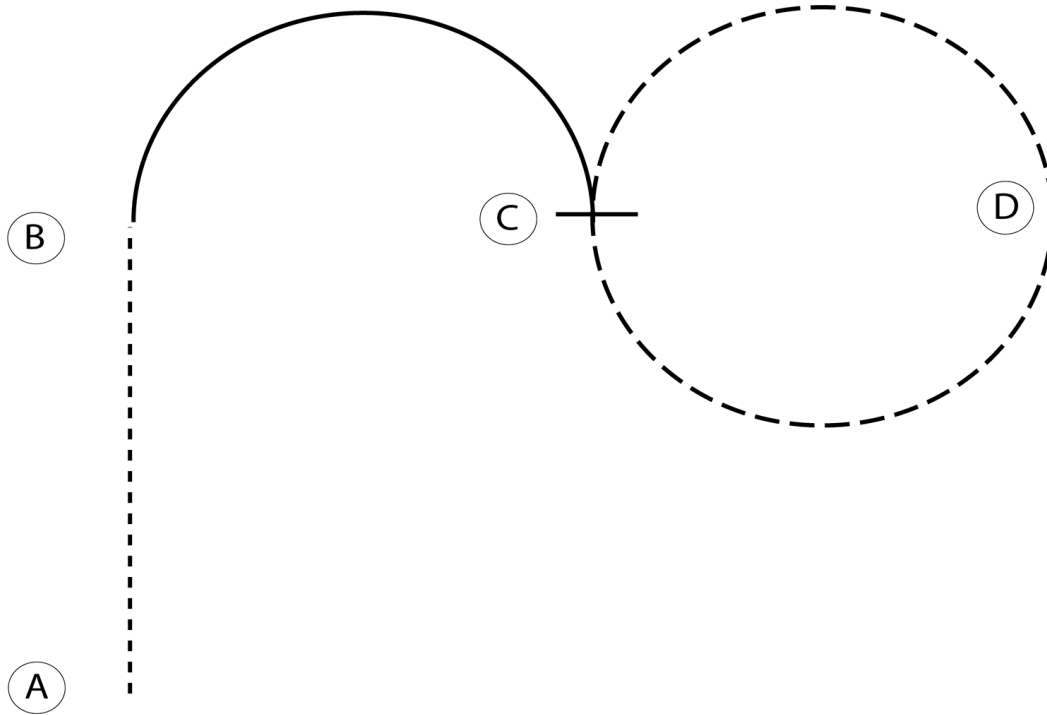
Pattern Provided by:

MIHA

2016 MIHA SR Meet 1

Hunt Seat Bareback

Show Date:



Be ready at A.

1. Walk from A to B.
2. At B, canter on the right lead in a half circle to C.
3. At C, posting trot to D.
4. Sitting trot from D to C.
5. Stop at C.

Follow the instructions of your ring steward.

Walk	-----
Trot	- - - - -
Extended Trot	-----
Canter	—————
Leg Yield	
Lead Change	↙ ↘
Back	← ← ← ← ←
Marker	Ⓚ
Sidepass	← — — — →
Hand Gallop	—————

[HSE/1-16]

Pattern Provided by:

MIHA

w w w . H o r s e S h o w P a t t e r n s . c o m

w w w . H o r s e S h o w P a t t e r n s . c o m

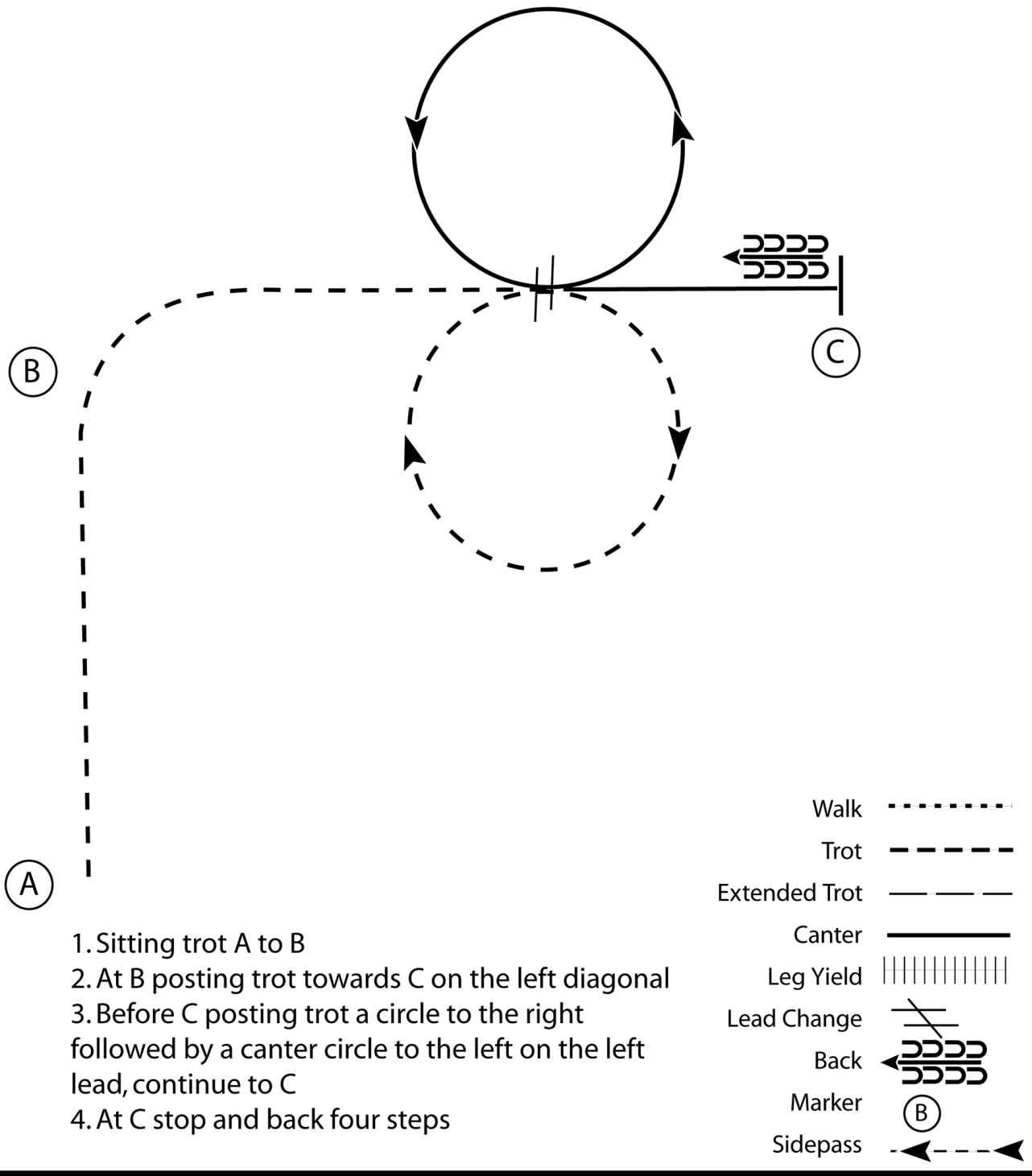
2016 MIHA SR Meet 1

Hunt Seat Equitation

Show Date:

w w w . H o r s e S h o w P a t t e r n s . c o m

w w w . H o r s e S h o w P a t t e r n s . c o m



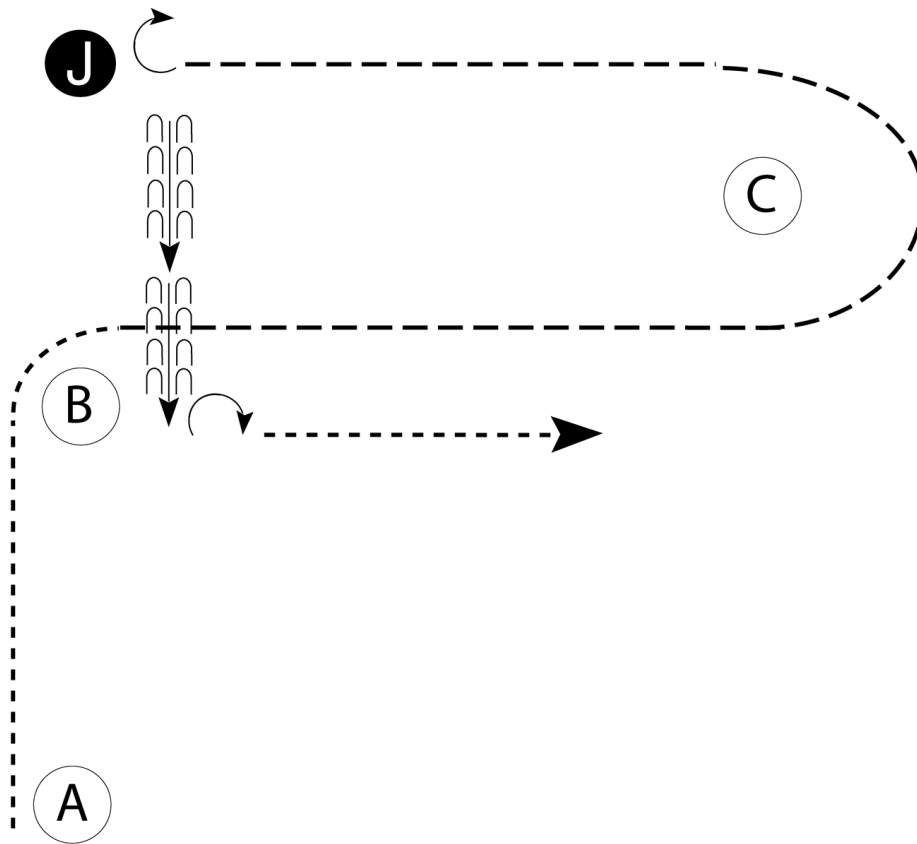
[HSE/1-10]

Pattern Provided by:
MIHA

2016 MIHA SR Meet 1

Hunt Seat Fitting and Showing

Show Date:



Be ready at A.

1. Walk to and around B.
2. Trot from B, around C and to judge.
3. Stop and set up for inspection.
4. When dismissed, perform a 1/4 turn.
5. Back to B.
6. Turn 1/4 turn and walk to exit.

Follow the instructions of your ring steward.

Walk	-----
Trot	- - - - -
Back	← ↔ ↔
Marker	ⓑ
Judge	ⓐ

[S/2-36]

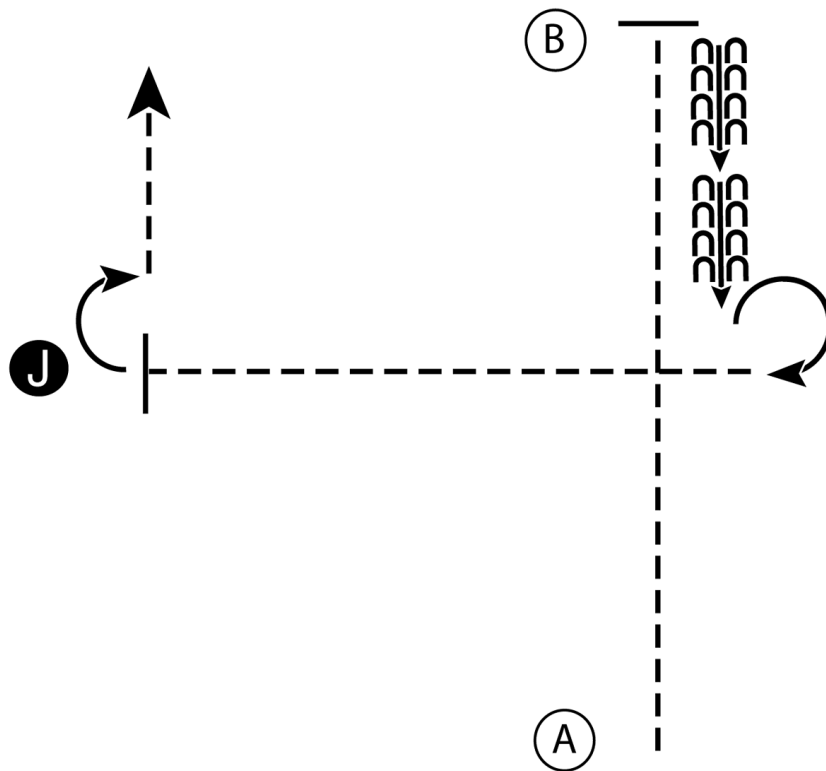
Pattern Provided by:

MIHA

2016 MIHA SR Meet 1

Western Fitting and Showing

Show Date:



1. Trot A to B
2. Stop at B and back halfway to A
3. Stop and perform a 270 degree turn
4. Trot to judge and set up for inspection
5. When dismissed perform a 90 degree turn and trot away from judge

- Walk
Trot - - - - -
Back ← ↻ ↻ ↻ ↻ ↻ ↻ ↻ ↻ ↻
Marker (B)
Judge (J)

[S/2-3]

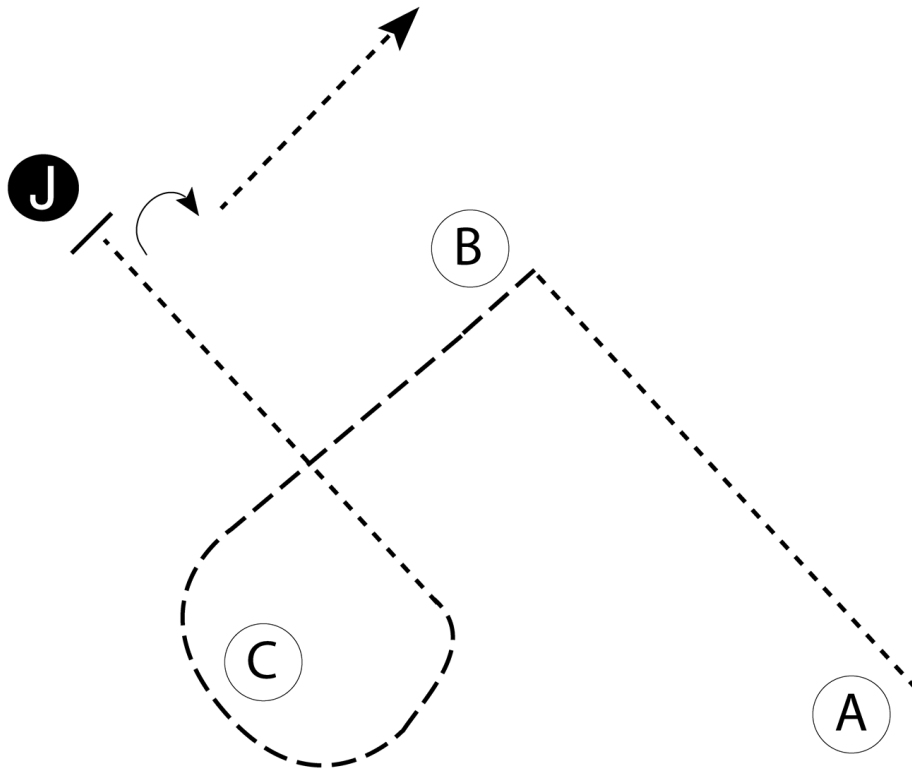
Pattern Provided by:

MIHA

2016 MIHA SR Meet 1

Saddle Seat Fitting and Showing

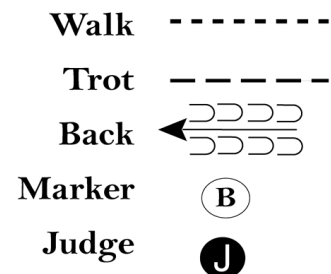
Show Date:



Be ready at A.

1. Walk from A to B.
2. Turn left at B and trot to and around C as shown.
3. Walk from C to judge.
4. Stop and set up for inspection.
5. When dismissed, perform a 90 degree turn and walk away.

Follow the instructions of your ring steward.



[S/1-47]

Pattern Provided by:

MIHA

w w w . H o r s e S h o w P a t t e r n s . c o m

w w w . H o r s e S h o w P a t t e r n s . c o m

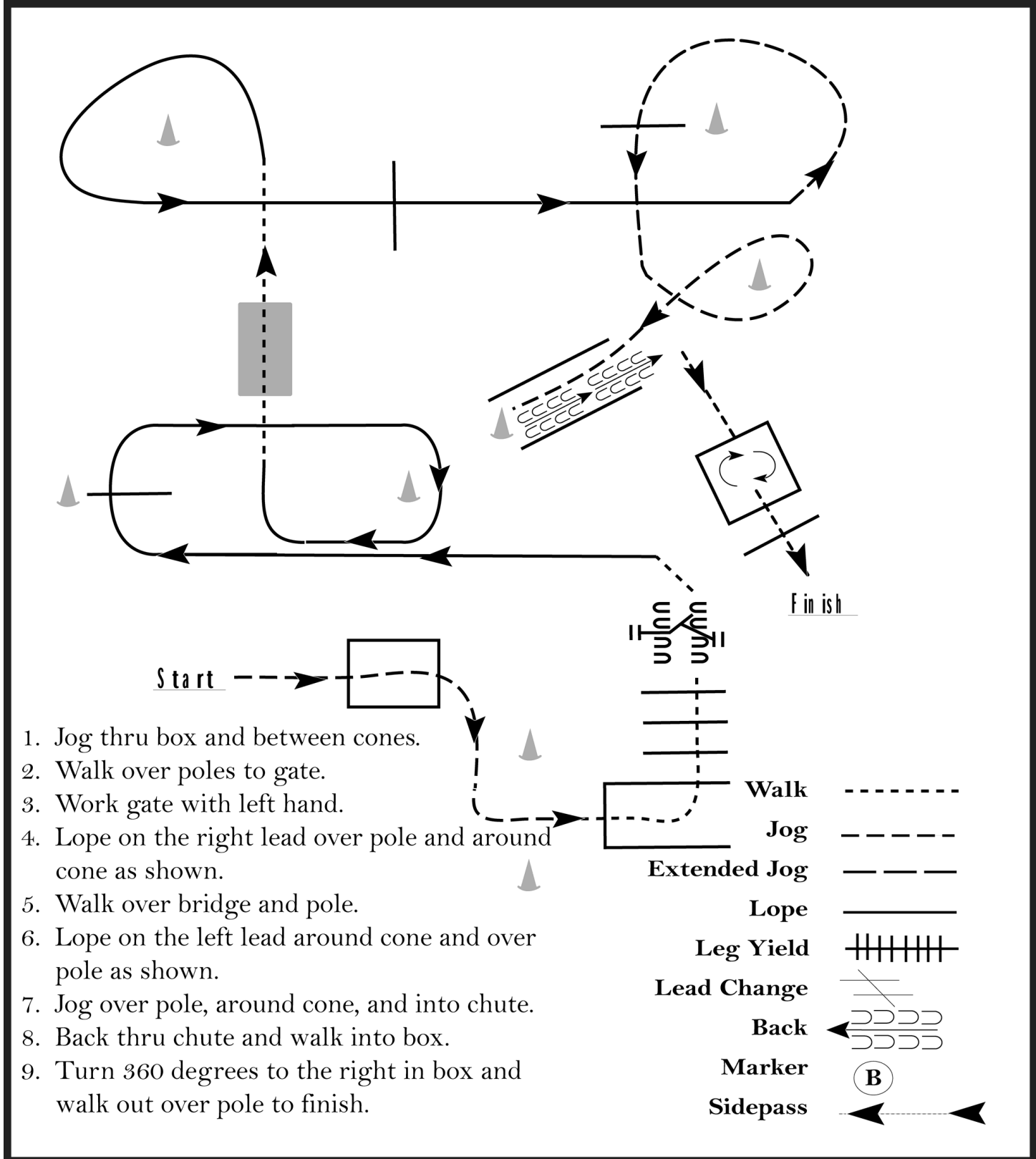
2016 MIHA SR Meet 1

Trail

Show Date:

www.HorseShowPatterns.com

www.HorseShowPatterns.com



1. Jog thru box and between cones.
2. Walk over poles to gate.
3. Work gate with left hand.
4. Lope on the right lead over pole and around cone as shown.
5. Walk over bridge and pole.
6. Lope on the left lead around cone and over pole as shown.
7. Jog over pole, around cone, and into chute.
8. Back thru chute and walk into box.
9. Turn 360 degrees to the right in box and walk out over pole to finish.

Walk	-----
Jog	- - - - -
Extended Jog	- - - - -
Lope	—————
Leg Yield	
Lead Change	///////
Back	←←←←←
Marker	Ⓚ
Sidepass	←-----→

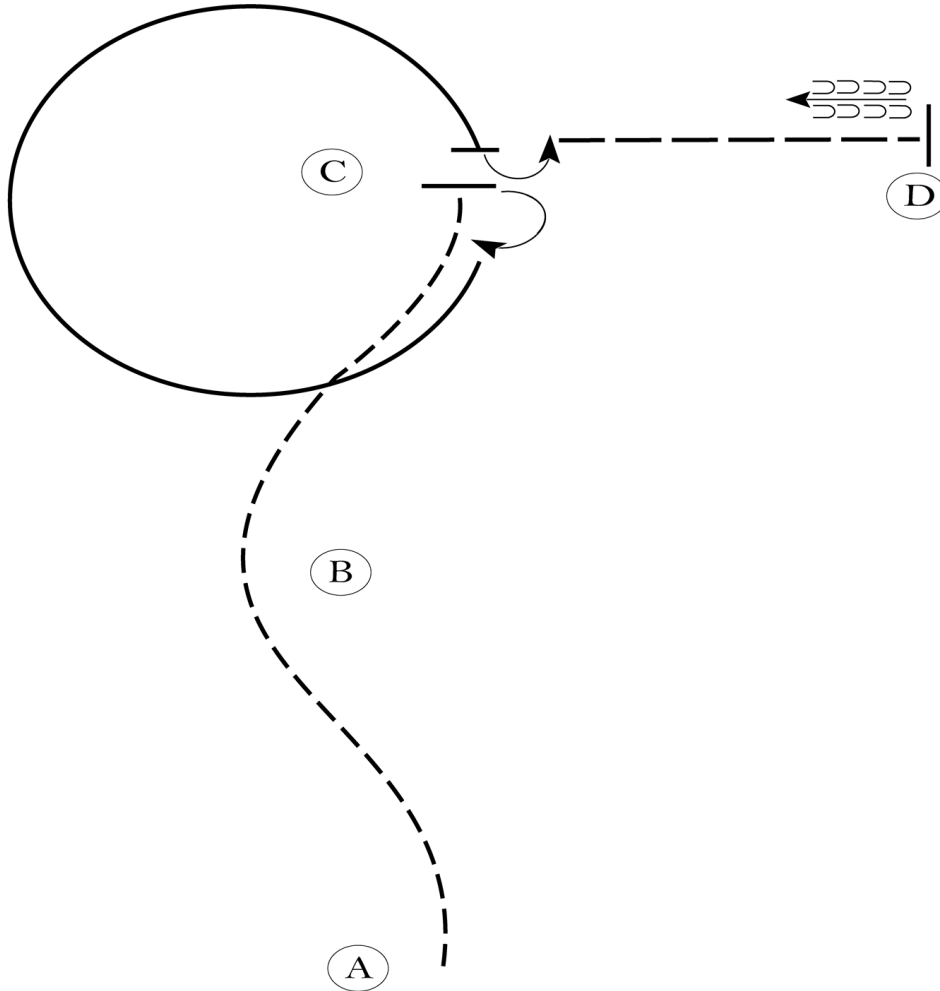
[T/1-24]

Pattern Provided by:
MIHA

2016 MIHA SR Meet 1

Western Equitation

Show Date:



1. Jog A to C.
2. Stop at C and perform a 180 degree turn to the right
3. Lope a circle around C on the right lead.
4. Stop at C and perform a 90 degree turn to the left.
5. Extended jog to D.
6. Stop at D and back approximately one horse length.

Follow the instructions of your ring steward.

Walk	-----
Jog	- - - - -
Extended Jog	- - - - -
Lope	—————
Lead Change	——— / \ ———
Back	← ——— / \ ———
Marker	ⓑ

[WH/1-1]

Pattern Provided by:

MIHA

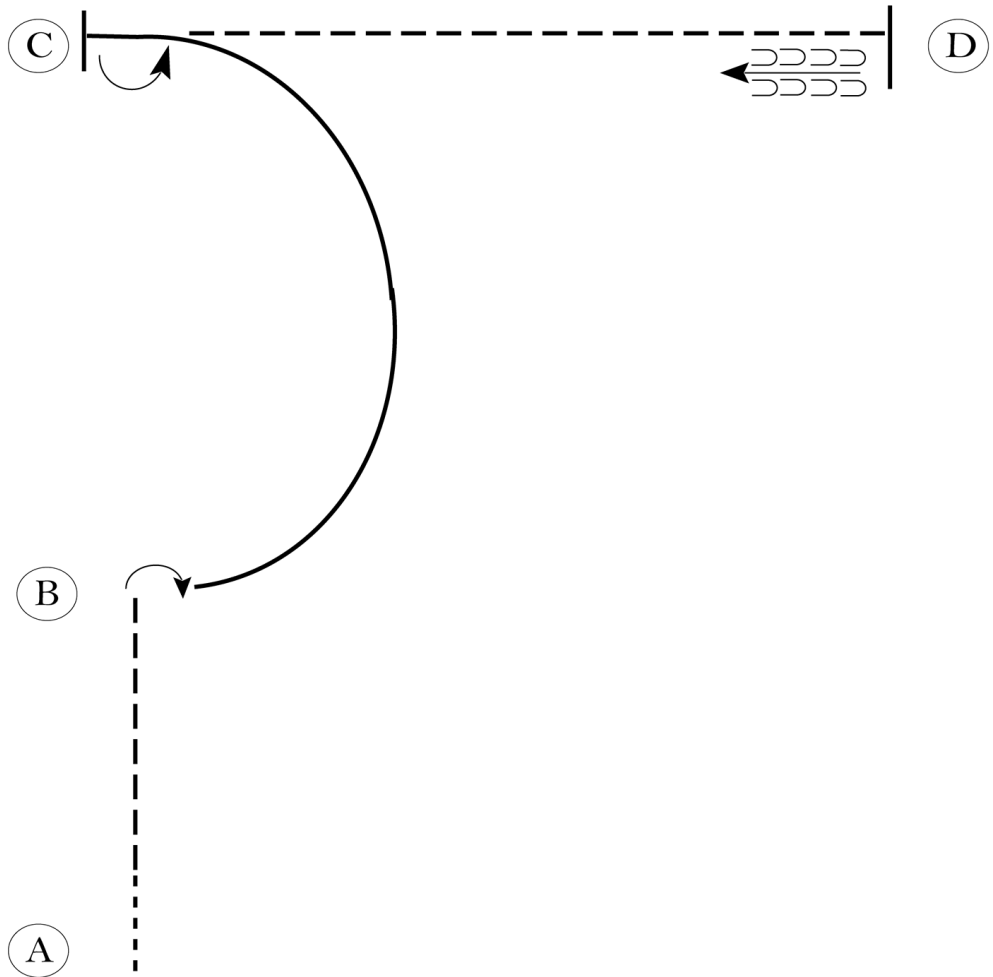
2016 MIHA SR Meet 1

Western Bareback

Show Date:

www.HorseShowPatterns.com

www.HorseShowPatterns.com



Be ready at A.

1. Walk approximately 2 horse lengths from A.
2. Jog to B.
3. Turn 1/4 turn to the right.
4. Lope on the left lead to C.
5. Turn 1/2 turn to the left.
6. Jog to D.
7. Stop at D and back approximately one horse length.

Follow the instructions of your ring steward.

Walk	-----
Jog	- - - - -
Extended Jog	- - - - -
Lope	—————
Leg Yield	
Lead Change	— / —
Back	← ← ← ← ←
Marker	Ⓚ
Sidepass	← — — — — →

[WH/1-59]

Pattern Provided by:

MIHA