

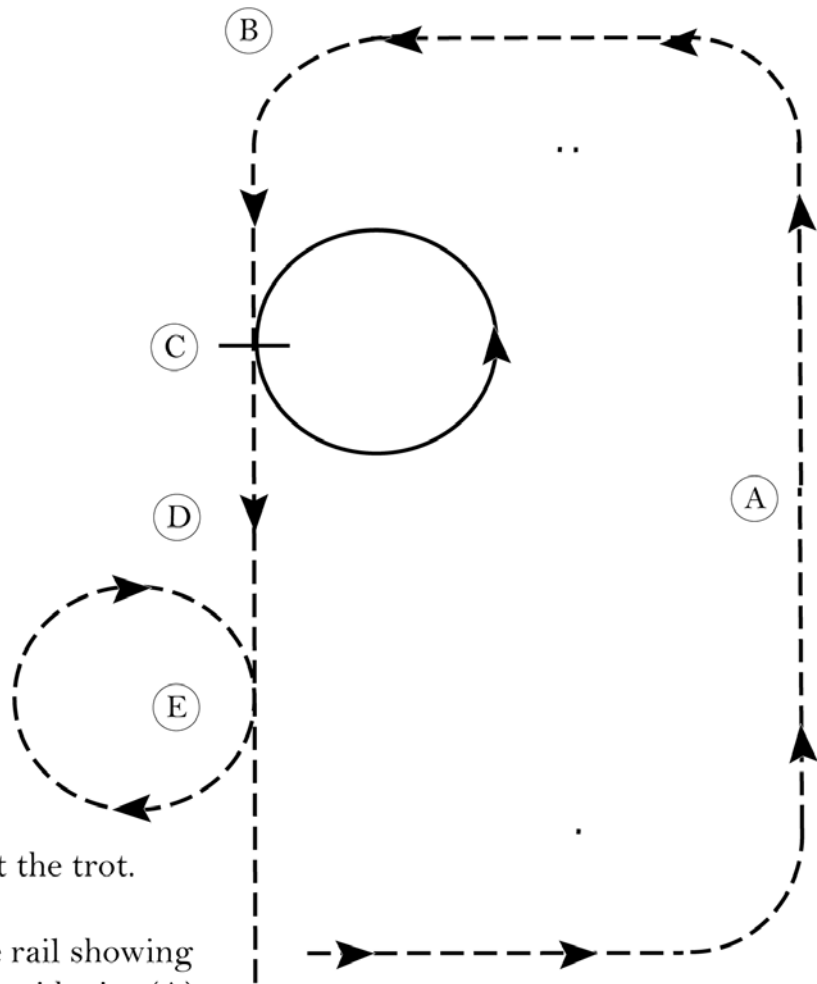
MIHA Junior 2016 Meet 2

Saddle Seat Equitation

Show Date:

w w w . H o r s e S h o w P a t t e r n s . c o m

w w w . H o r s e S h o w P a t t e r n s . c o m



Enter the arena to the right at the trot.

1. Trot to the right along the rail showing one diagonal change at the midpoint (A).
2. Proceed around the curve to the midpoint of the straightaway (B).
3. Make a left turn and continue 1/4 of the way down the center line (C). Stop briefly.
4. Canter a circle in a counter clockwise direction.
5. Go directly into the trot (right diagonal) and show one diagonal change at the center (D).
6. Continue the trot to a point 3/4 of the way down the center line (E).
7. Trot a circle to the right and exit.

The workout has been completed - Thank You.

| | |
|-----------------|-----------|
| Walk | ----- |
| Trot | - - - - - |
| Extended Trot | — — — — — |
| Canter | — — — — — |
| Lead Change | |
| Back | |
| Reference Point | (B) |

[SSE/6]

Pattern Provided by:

MIHA

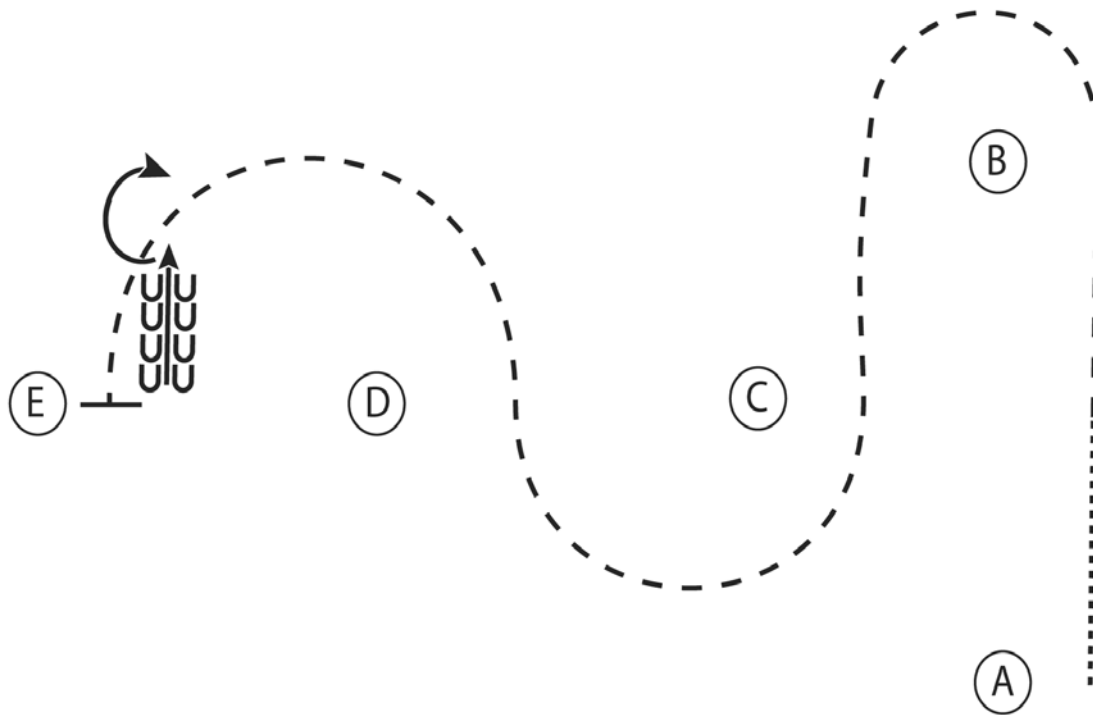
MIHA Junior 2016 Meet 2

English Equitation Walk/Trot

Show Date:

w w w . H o r s e S h o w P a t t e r n s . c o m

w w w . H o r s e S h o w P a t t e r n s . c o m



1. Walk half way from A to B
2. Sitting trot to B
3. Posting trot at B, around C and D to E, performing proper diagonal changes
4. Stop at E and back 4 steps
5. Perform a 180 degree turn to the right on the hindquarters

| | |
|---------------|-------|
| Walk | |
| Trot | ----- |
| Extended Trot | ----- |
| Canter | ————— |
| Leg Yield | |
| Lead Change | /// |
| Back | ←←←← |
| Marker | (B) |
| Sidepass | ←←←← |

[HSE/WT-3]

Pattern Provided by:

MIHA

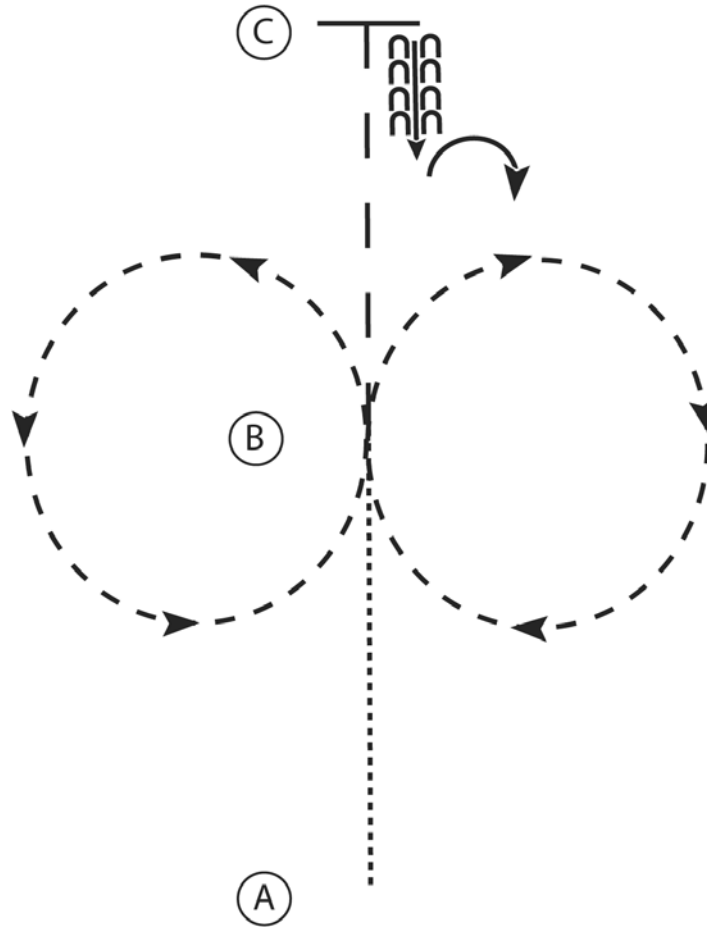
MIHA Junior 2016 Meet 2

English Bareback

Show Date:

w w w . H o r s e S h o w P a t t e r n s . c o m

w w w . H o r s e S h o w P a t t e r n s . c o m



1. Walk A to B
2. Sitting trot circle to the right
3. Posting trot circle to the left
4. At B extend the trot to C
5. Stop at C and back 4 steps
6. Perform a 90 degree turn to the right

| | |
|---------------|-------------|
| Walk | |
| Trot | ----- |
| Extended Trot | ----- |
| Canter | ————— |
| Leg Yield | |
| Lead Change | ↘ |
| Back | ← C C C C |
| Marker | (B) |
| Sidepass | ← - - - - ← |

[HSE/WT-1]

Pattern Provided by:

MIHA

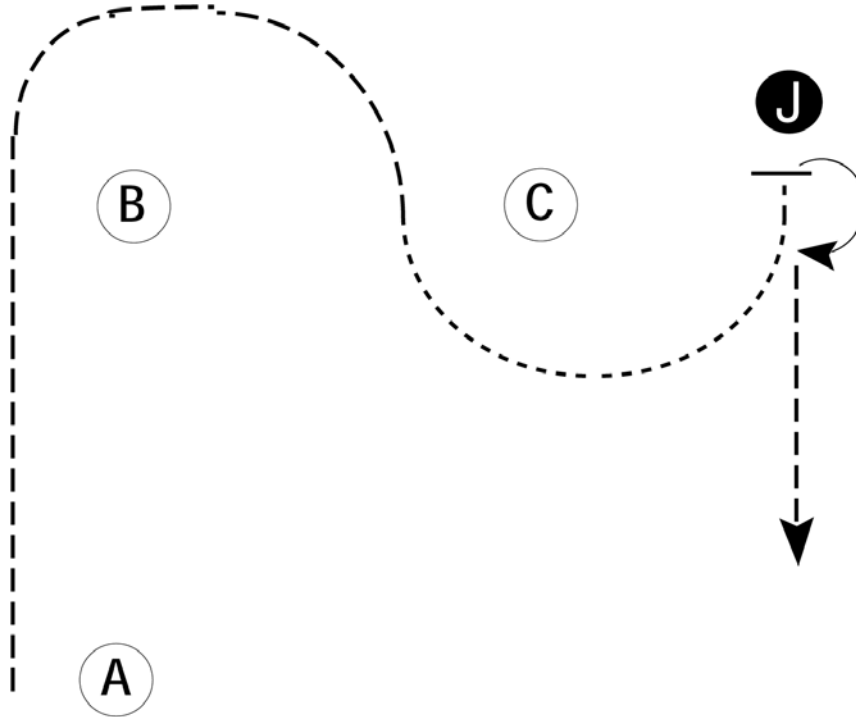
MIHA Junior 2016 Meet 2

Saddle Seat Fitting and Showing

Show Date:

w w w . H o r s e S h o w P a t t e r n s . c o m

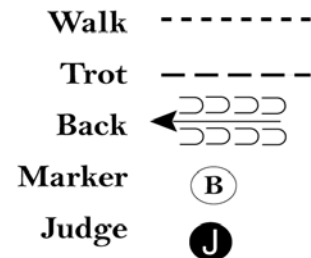
w w w . H o r s e S h o w P a t t e r n s . c o m



Be ready at A.

1. Trot from A around B and to C.
2. Walk from C to the Judge.
3. Stop and set up for inspection.
4. When dismissed, perform a 180 degree turn.
5. Trot straight away from the Judge.

Follow the instructions of your ring steward.



[S/1-35]

Pattern Provided by:

MIHA

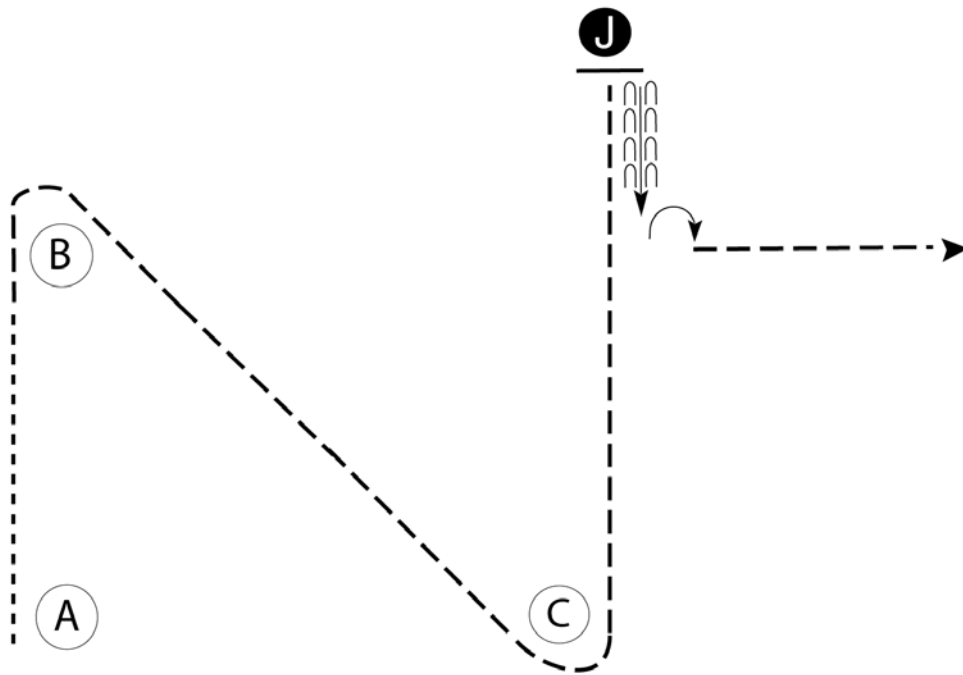
MIHA Junior 2016 Meet 2

Hunt Seat Fitting and Showing

Show Date:

w w w . H o r s e S h o w P a t t e r n s . c o m

w w w . H o r s e S h o w P a t t e r n s . c o m



Be ready at A.

1. Walk to B.
2. Trot around B and C and straight to judge.
3. Stop and set up for inspection.
4. When dismissed, back one horse length.
5. Perform a 90 degree turn.
6. Trot straight away to finish.

| | |
|--------|-----------|
| Walk | ----- |
| Trot | - - - - - |
| Back | ← |
| Marker | ⊙ B |
| Judge | ● J |

[S/1-22]

Pattern Provided by:

MIHA

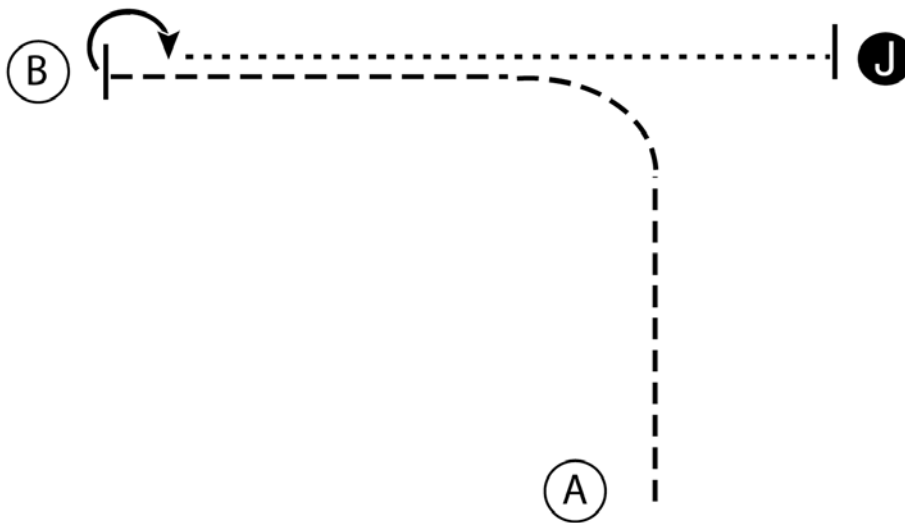
MIHA Junior 2016 Meet 2

Western Fitting and Showing

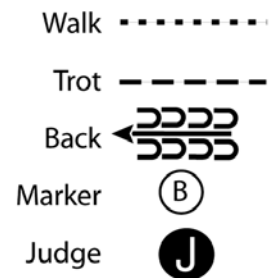
Show Date:

www.HorseShowPatterns.com

www.HorseShowPatterns.com



1. Trot from A to B.
2. Stop and perform a 180 degree turn.
3. Walk to Judge and set up for inspection.
4. When dismissed follow instructions of ring steward.



[S/1-11]

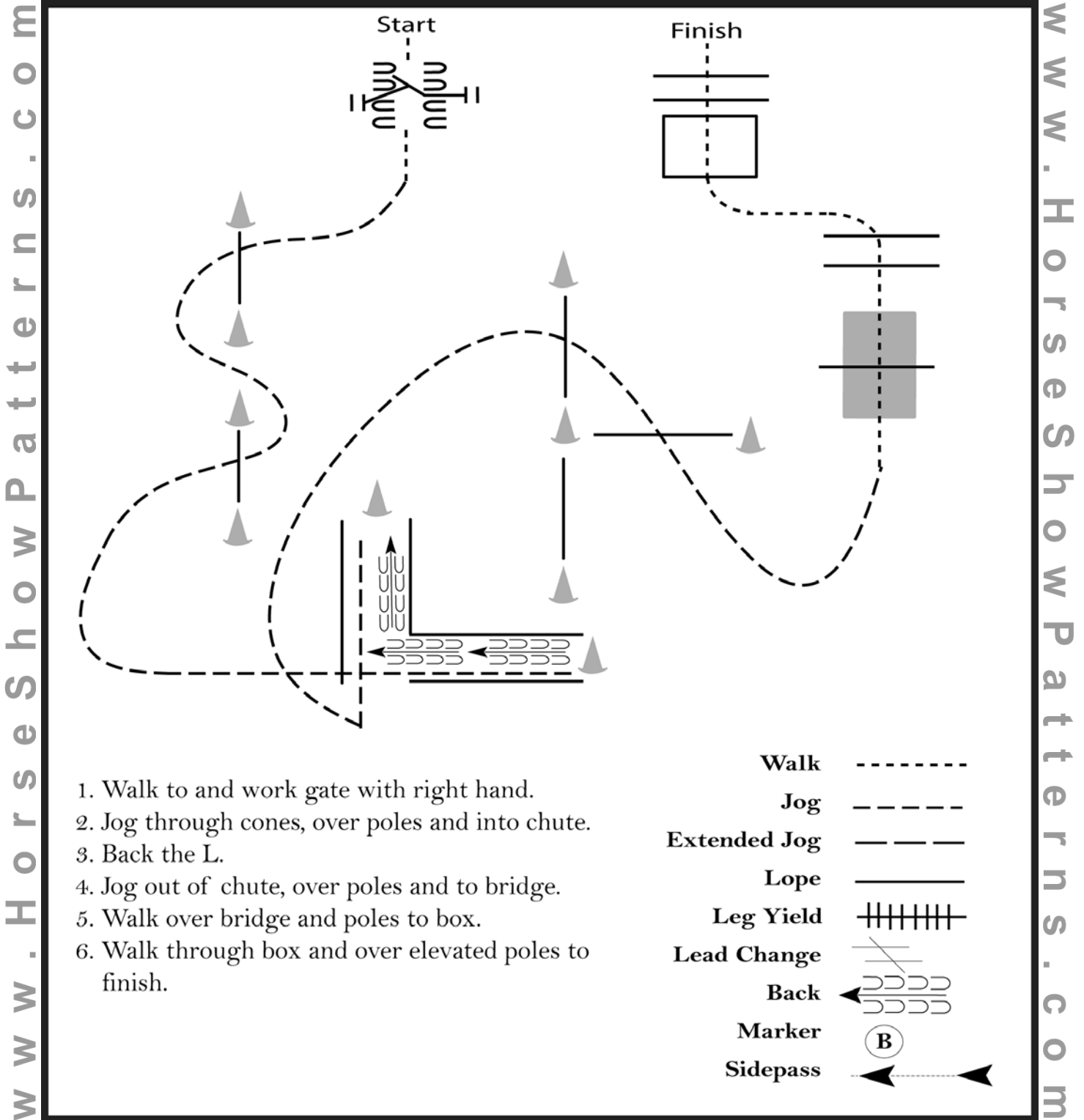
Pattern Provided by:

MIHA

MIHA Junior 2016 Meet 2

Trail

Show Date:



1. Walk to and work gate with right hand.
2. Jog through cones, over poles and into chute.
3. Back the L.
4. Jog out of chute, over poles and to bridge.
5. Walk over bridge and poles to box.
6. Walk through box and over elevated poles to finish.

| | |
|--------------|---------|
| Walk | |
| Jog | ----- |
| Extended Jog | ----- |
| Lope | ————— |
| Leg Yield | |
| Lead Change | ———/ |
| Back | ←←←←← |
| Marker | Ⓚ |
| Sidepass | ←-----→ |

[T/WT-48]

Pattern Provided by:

MIHA

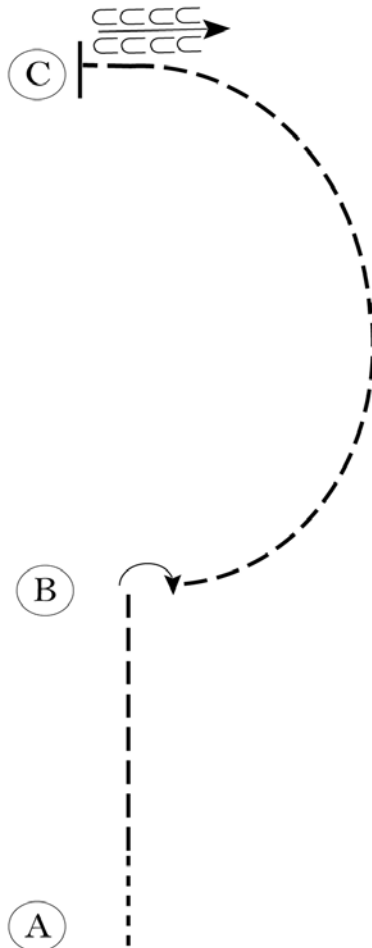
MIHA Junior 2016 Meet 2

Western Equitation Walk/Trot

Show Date:

w w w . H o r s e S h o w P a t t e r n s . c o m

w w w . H o r s e S h o w P a t t e r n s . c o m



Be ready at A.

1. Walk approximately 2 horse lengths from A.
2. Jog to B.
3. Turn 1/4 turn to the right.
4. Jog in a half circle to C.
5. Stop at C and back approximately one horse length.

Follow the instructions of your ring steward.

| | |
|--------------|------------------------|
| Walk | ----- |
| Jog | ----- |
| Extended Jog | ----- |
| Lope | ----- |
| Leg Yield | |
| Lead Change | —/— |
| Back | ← C C C C ← C C C C |
| Marker | ⊙ B |
| Sidepass | ←-----← |

[WH/WT-59]

Pattern Provided by:

MIHA

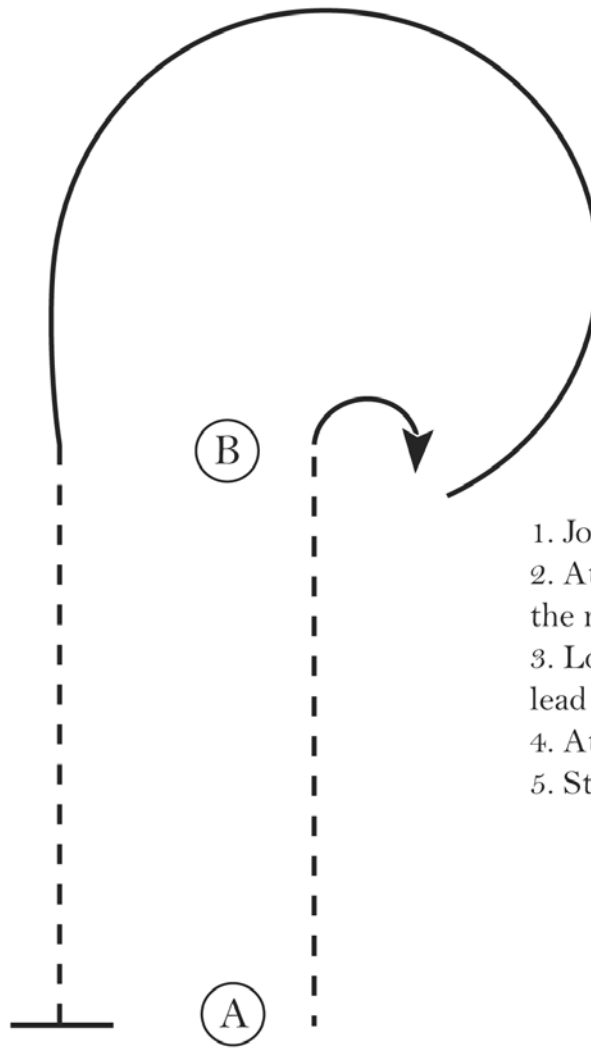
MIHA Junior 2016 Meet 2

Western Equitation

Show Date:

w w w . H o r s e S h o w P a t t e r n s . c o m

w w w . H o r s e S h o w P a t t e r n s . c o m



1. Jog A to B
2. At B perform a 90 degree turn to the right
3. Lope a circle around B on the left lead
4. At B jog to A
5. Stop at A.

| | |
|--------------|-------|
| Walk | |
| Jog | ----- |
| Extended Jog | ----- |
| Lope | ————— |
| Leg Yield | |
| Lead Change | ↙↘ |
| Back | ←←←← |
| Marker | ⊙ |
| Sidepass | ←←←← |

[WH/1-14]

Pattern Provided by:

MIHA