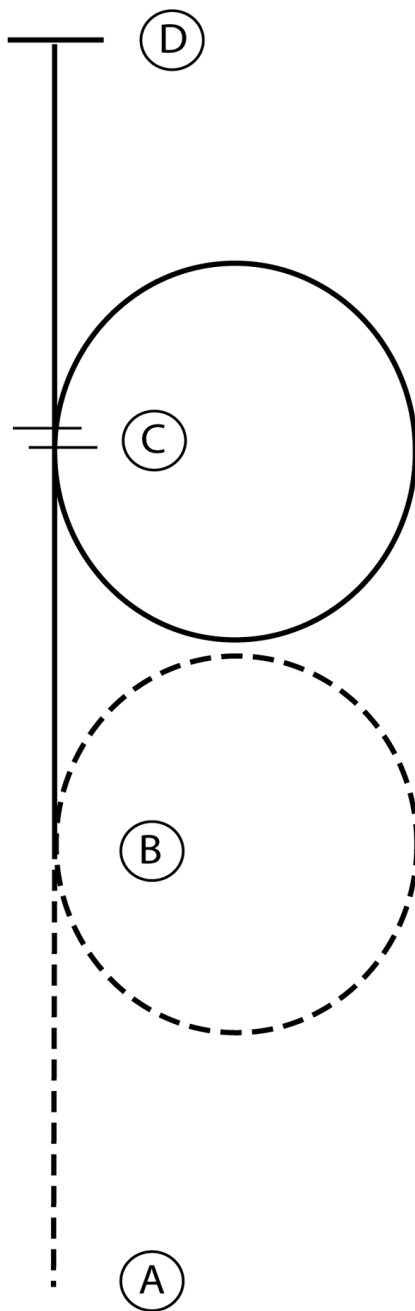


2016 MIHA SR Meet 3

Hunt Seat Equitation

Show Date:



1. Sitting trot A to B
2. At B posting trot circle to the right around B on the left diagonal
3. At B canter on the right lead to and in a circle around C
4. At C perform a simple lead change and continue to D
5. Stop at D

Walk
Trot	-----
Extended Trot	-----
Canter	—————
Leg Yield	
Lead Change	↘
Back	←←←←←
Marker	⊙
Sidepass	←←←←←

[HSE/2-17]

Pattern Provided by:

MIHA

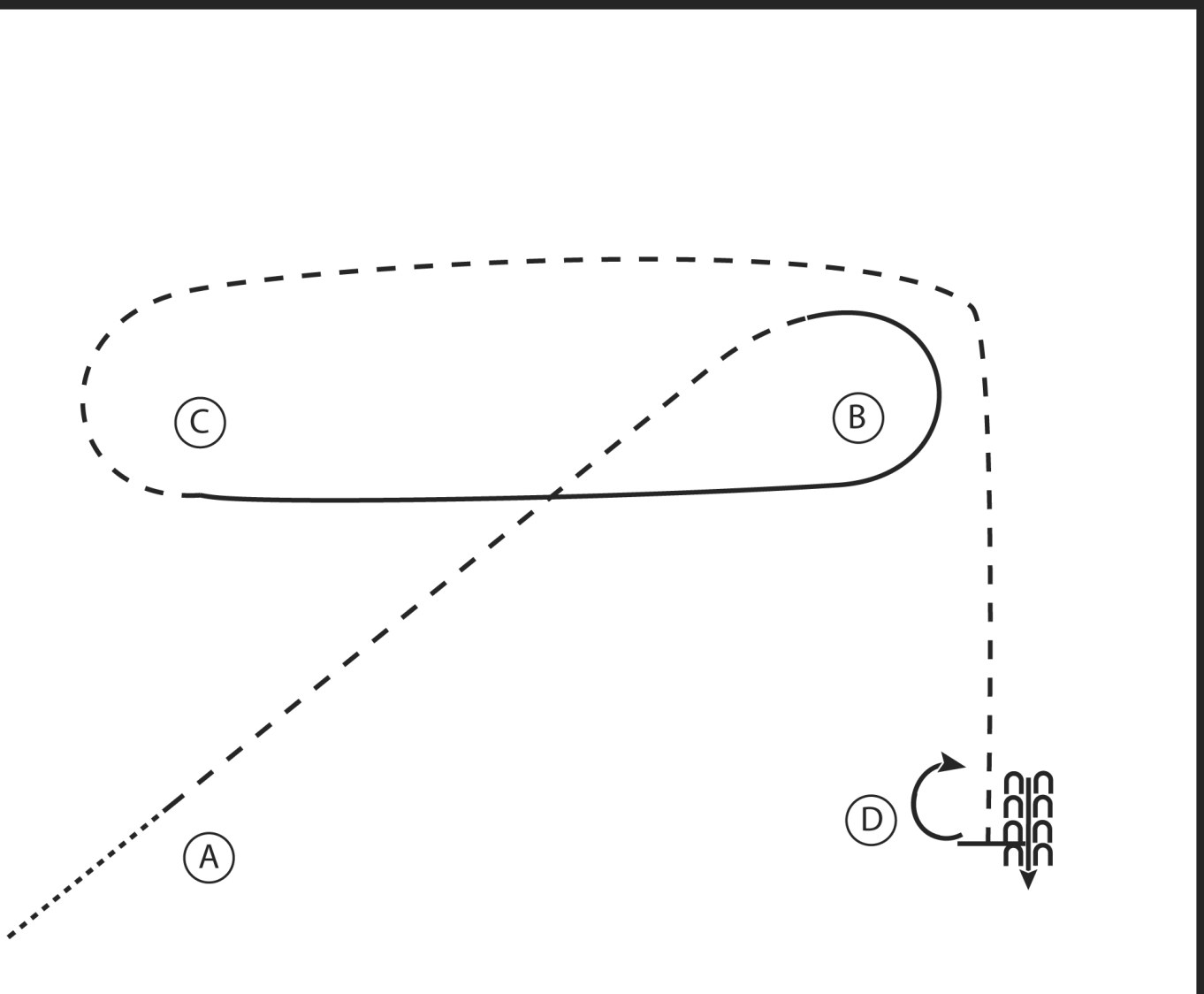
2016 MIHA SR Meet 3

Hunt Seat Bareback

Show Date:

w w w . H o r s e S h o w P a t t e r n s . c o m

w w w . H o r s e S h o w P a t t e r n s . c o m



1. Walk to A
2. Sitting trot to B
3. At B canter on the right lead around B to C
4. At C posting trot around C and B to D
5. At D stop and perform a 180 degree turn to the right on the hindquarters
6. Back 4 steps

Walk
Trot	-----
Extended Trot	-----
Canter	—————
Leg Yield	
Lead Change	↘
Back	← c c c c
Marker	(B)
Sidepass	← - - - - ←

[HSE/2-10]

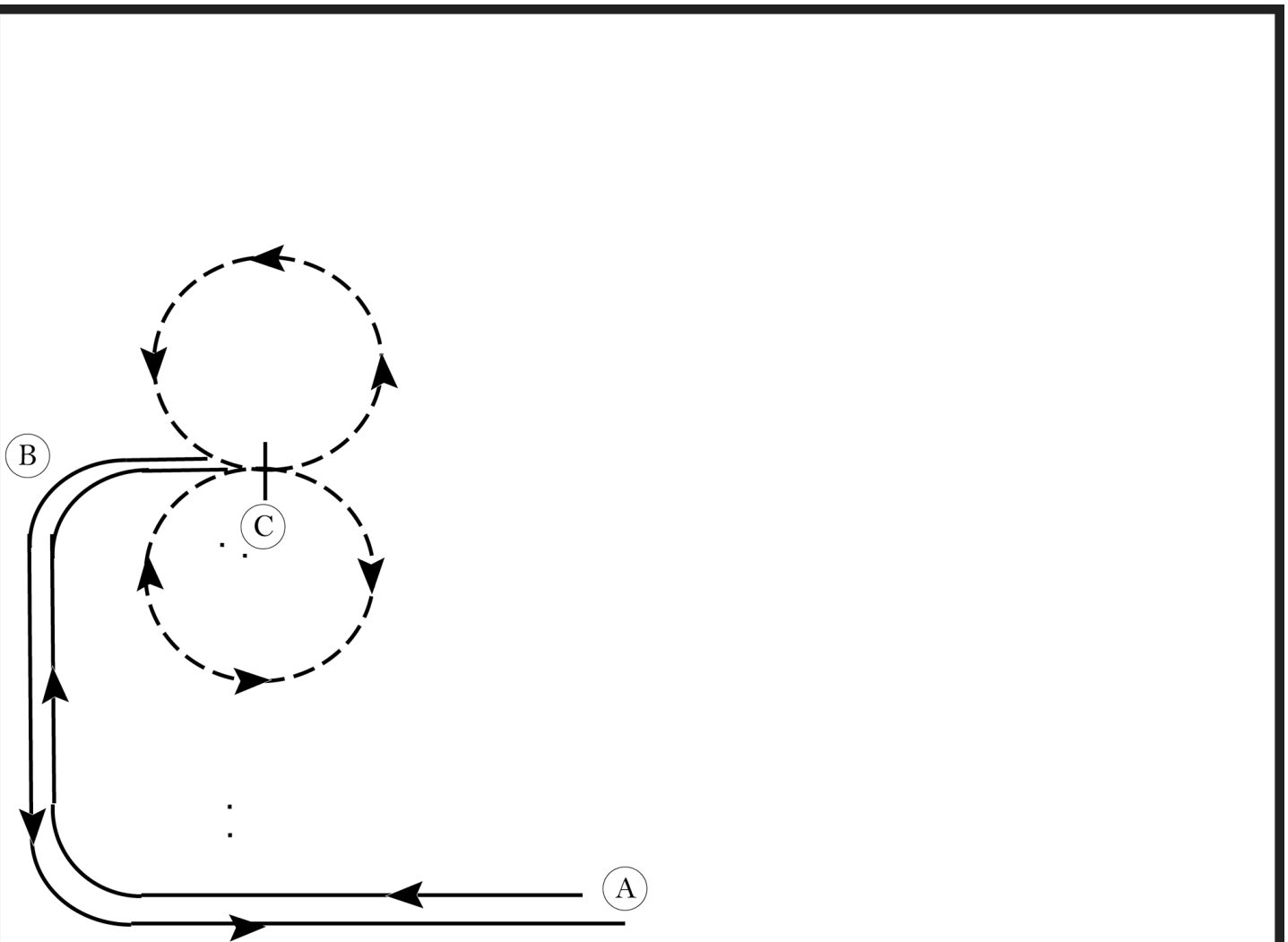
Pattern Provided by:

MIHA

2016 MIHA SR Meet 3

Saddle Seat Bareback

Show Date:



Begin at the mid-point of the in gate end of arena (A).

1. Canter to the left, around the curve and to the mid-point of the straightaway (B).
2. Without halting, make a turn to the right, and continue 1/4 of the way across the arena (C). Stop briefly.
3. Trot a figure eight, the first circle clockwise and the second circle counter clockwise. Stop briefly. (C).
4. Reverse and canter on the left lead to the rail (B). Turn left and continue to the end of the straightaway, around the curve and to the midpoint of the straightaway (A).

The workout has been completed - Thank You.

Walk	-----
Trot	- - - - -
Extended Trot	—————
Canter	—————
Lead Change	———/———
Back	←——— ———
Reference Point	(B)

[SSE/9]

Pattern Provided by:

MIHA

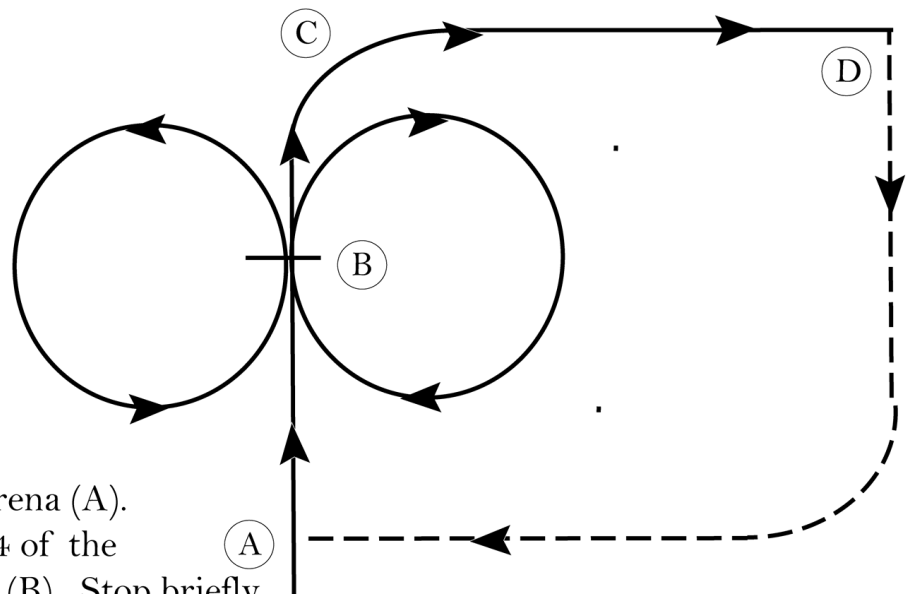
2016 MIHA SR Meet 3

Saddle Seat Equitation

Show Date:

www.HorseShowPatterns.com

www.HorseShowPatterns.com



Begin at the in gate end of arena (A).

1. Canter on the left lead 1/4 of the way down the center line (B). Stop briefly.
2. Canter a figure eight - the first circle counter clockwise and the second clockwise. Stop briefly.
3. Canter right lead down the center line approximately 20-30 feet toward the center of the arena (C).
4. Turn right and continue to the straightaway (D). Stop briefly.
5. Pivot to the right and trot to the end of the straightaway, around the curve and to the midpoint of the straight away (A).

The workout has been completed - Thank You.

Walk	-----
Trot	- - - - -
Extended Trot	— — — — —
Canter	— — — — —
Lead Change	↘ ↙
Back	← ← ← ← ←
Reference Point	(B)

[SSE/19]

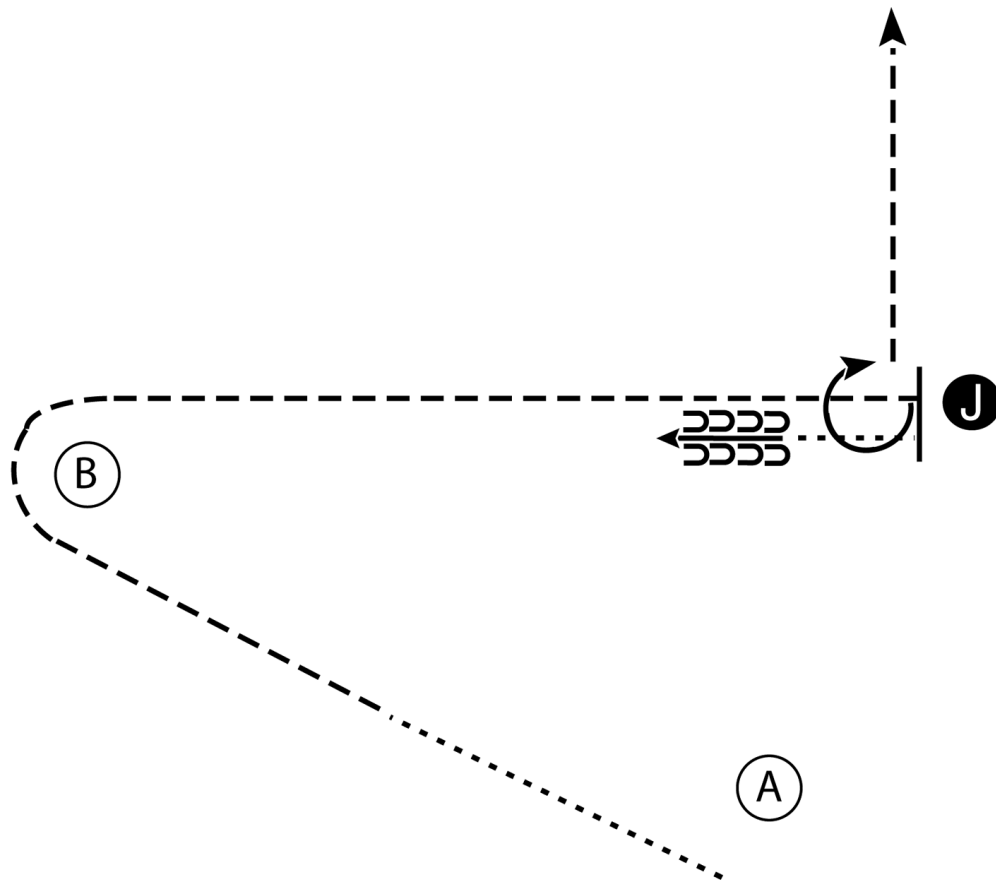
Pattern Provided by:

MIHA

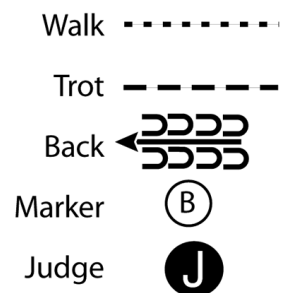
2016 MIHA SR Meet 3

Saddle Seat Fitting and Showing

Show Date:



1. Walk half way from A to B.
2. Trot around B to the Judge.
3. Stop and back four steps.
4. Walk to Judge and set up for inspection.
5. When dismissed perform a 270 degree turn and trot to line-up.



[S/2-12]

Pattern Provided by:

MIHA

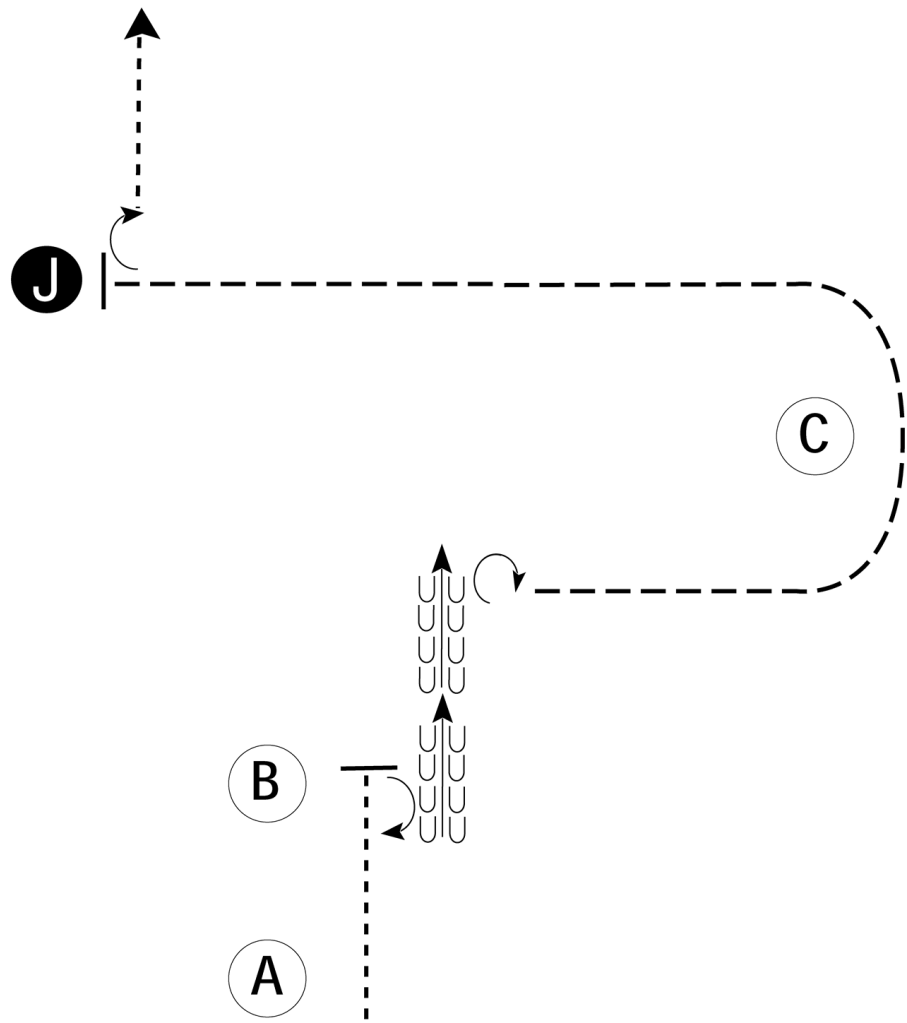
2016 MIHA SR Meet 3

Western Fitting and Showing

Show Date:

w w w . H o r s e S h o w P a t t e r n s . c o m

w w w . H o r s e S h o w P a t t e r n s . c o m



Be ready at A.

1. Walk to B.
2. Perform a 180 degree turn.
3. Back approximately one horse length.
4. Perform a 270 degree turn.
5. Trot around C and to judge.
6. Stop and set up for inspection.
7. When dismissed, perform a 90 degree turn.
8. Walk straight away from judge.

Walk	-----
Trot	- - - - -
Back	← ⊃ ⊃ ⊃ ⊃
Marker	(B)
Judge	(J)

Follow the instructions of your ring steward.

[S/2-48]

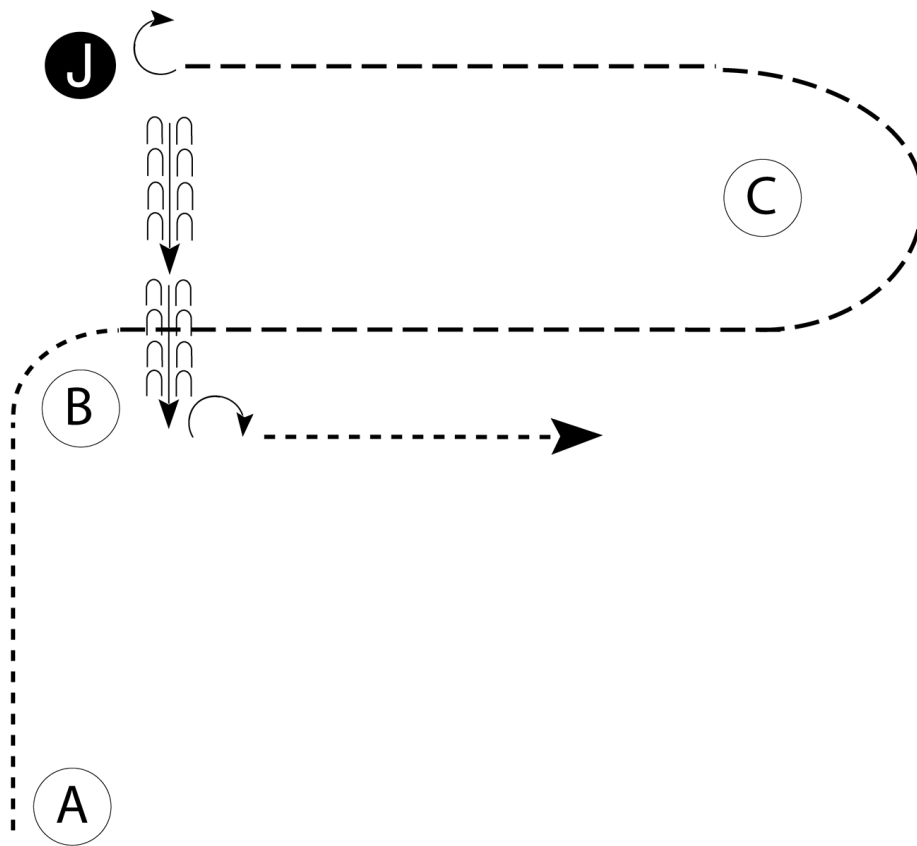
Pattern Provided by:

MIHA

2016 MIHA SR Meet 3

Hunt Seat Fitting and Showing

Show Date:



Be ready at A.

1. Walk to and around B.
2. Trot from B, around C and to judge.
3. Stop and set up for inspection.
4. When dismissed, perform a 1/4 turn.
5. Back to B.
6. Turn 1/4 turn and walk to exit.

Follow the instructions of your ring steward.

Walk	-----
Trot	- - - - -
Back	← ← ← ← ←
Marker	ⓑ
Judge	ⓐ

[S/2-36]

Pattern Provided by:

MIHA

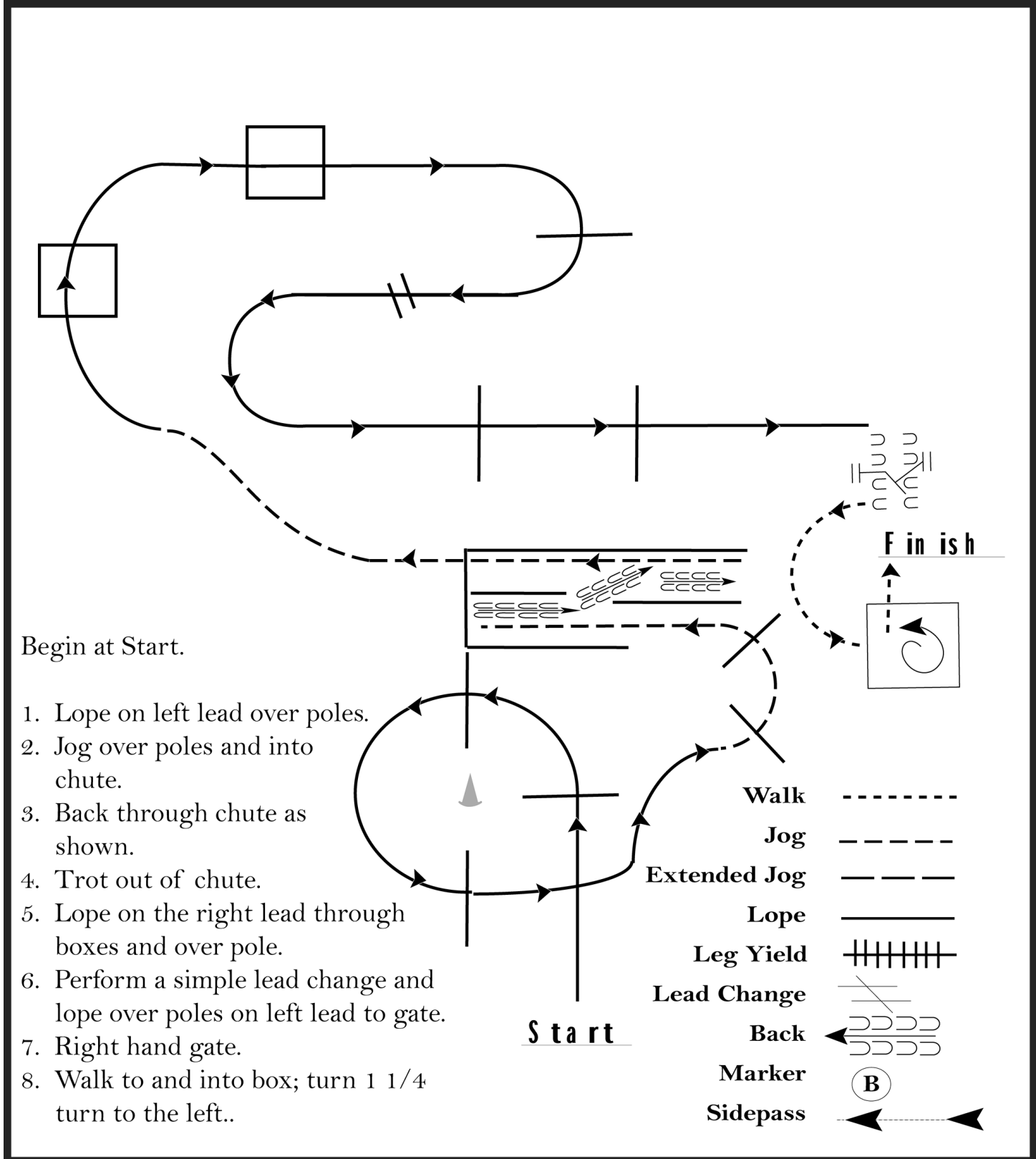
2016 MIHA SR Meet 3

Trail

Show Date:

www.HorseShowPatterns.com

www.HorseShowPatterns.com



Begin at Start.

1. Lope on left lead over poles.
2. Jog over poles and into chute.
3. Back through chute as shown.
4. Trot out of chute.
5. Lope on the right lead through boxes and over pole.
6. Perform a simple lead change and lope over poles on left lead to gate.
7. Right hand gate.
8. Walk to and into box; turn 1 1/4 turn to the left..

Walk	-----
Jog	- - - - -
Extended Jog	-----
Lope	=====
Leg Yield	
Lead Change	↗ ↘
Back	←←←←← →→→→→
Marker	Ⓚ
Sidepass	←-----→

[T/2-10]

Pattern Provided by:
MIHA

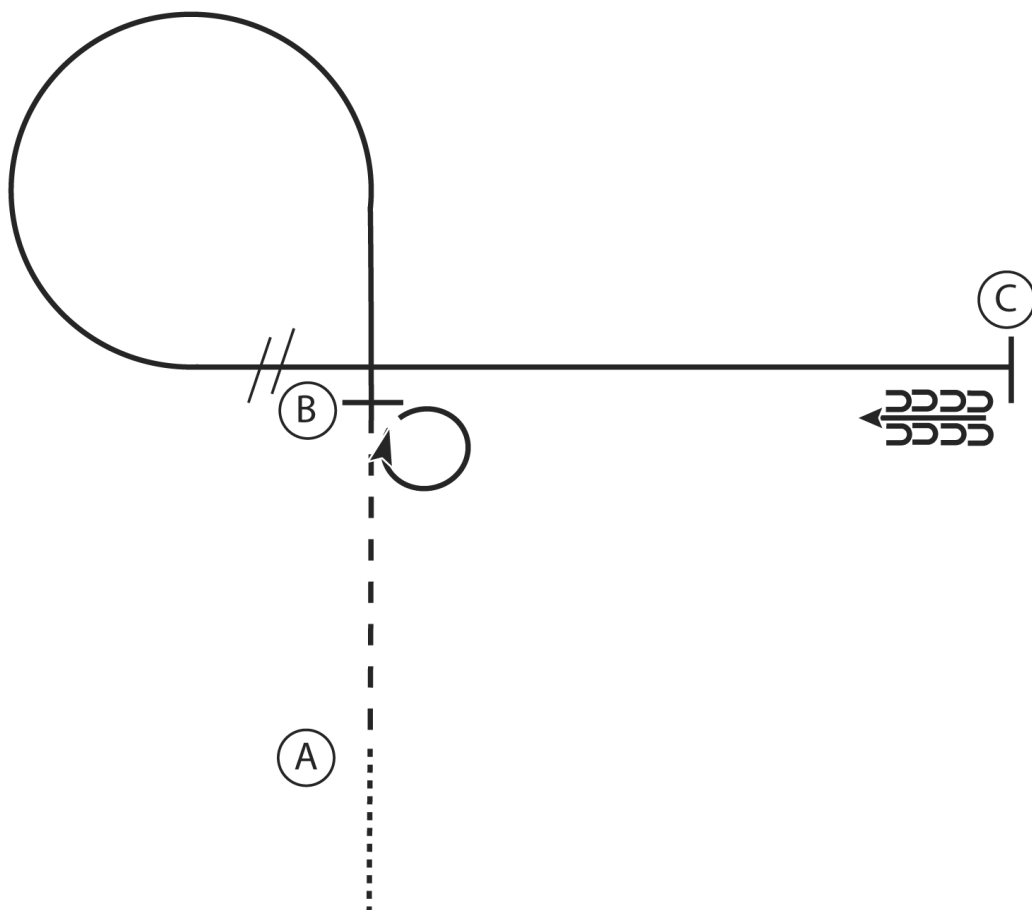
2016 MIHA SR Meet 3

Western Equitation

Show Date:

w w w . H o r s e S h o w P a t t e r n s . c o m

w w w . H o r s e S h o w P a t t e r n s . c o m



1. Walk to A
2. At A jog to B
3. Stop at B and perform a 360 degree turn to the right
4. Lope a circle to the left
5. At B perform a lead change and continue to C
6. At C stop and back 5 steps

Walk
Jog	-----
Extended Jog	-----
Lope	—————
Leg Yield	
Lead Change	↙
Back	←←←←←
Marker	(B)
Sidepass	←---←

[WH/2-10]

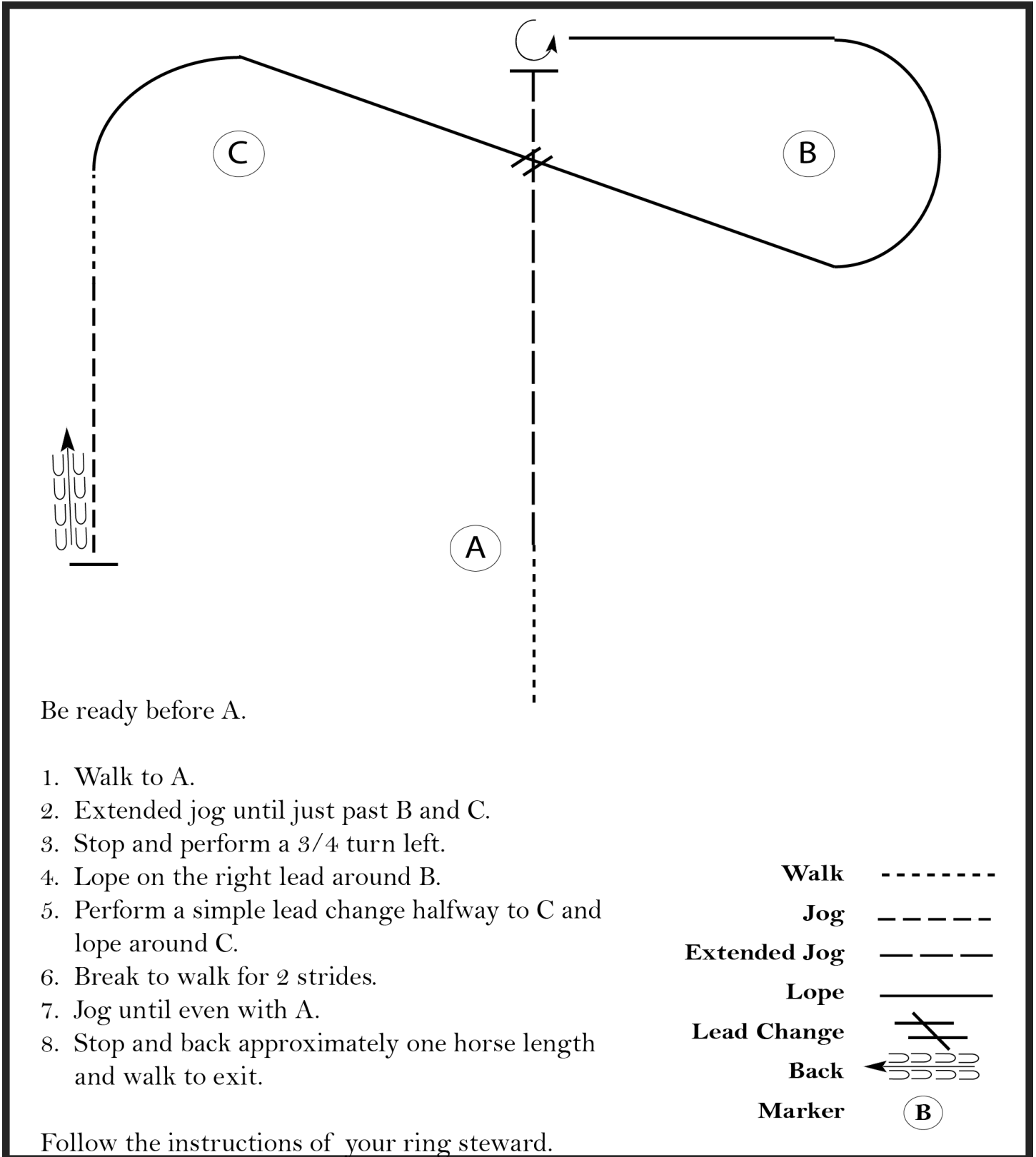
Pattern Provided by:

MIHA

2016 MIHA SR Meet 3

Western Bareback

Show Date:



[WH/2-91]

Pattern Provided by:

MIHA