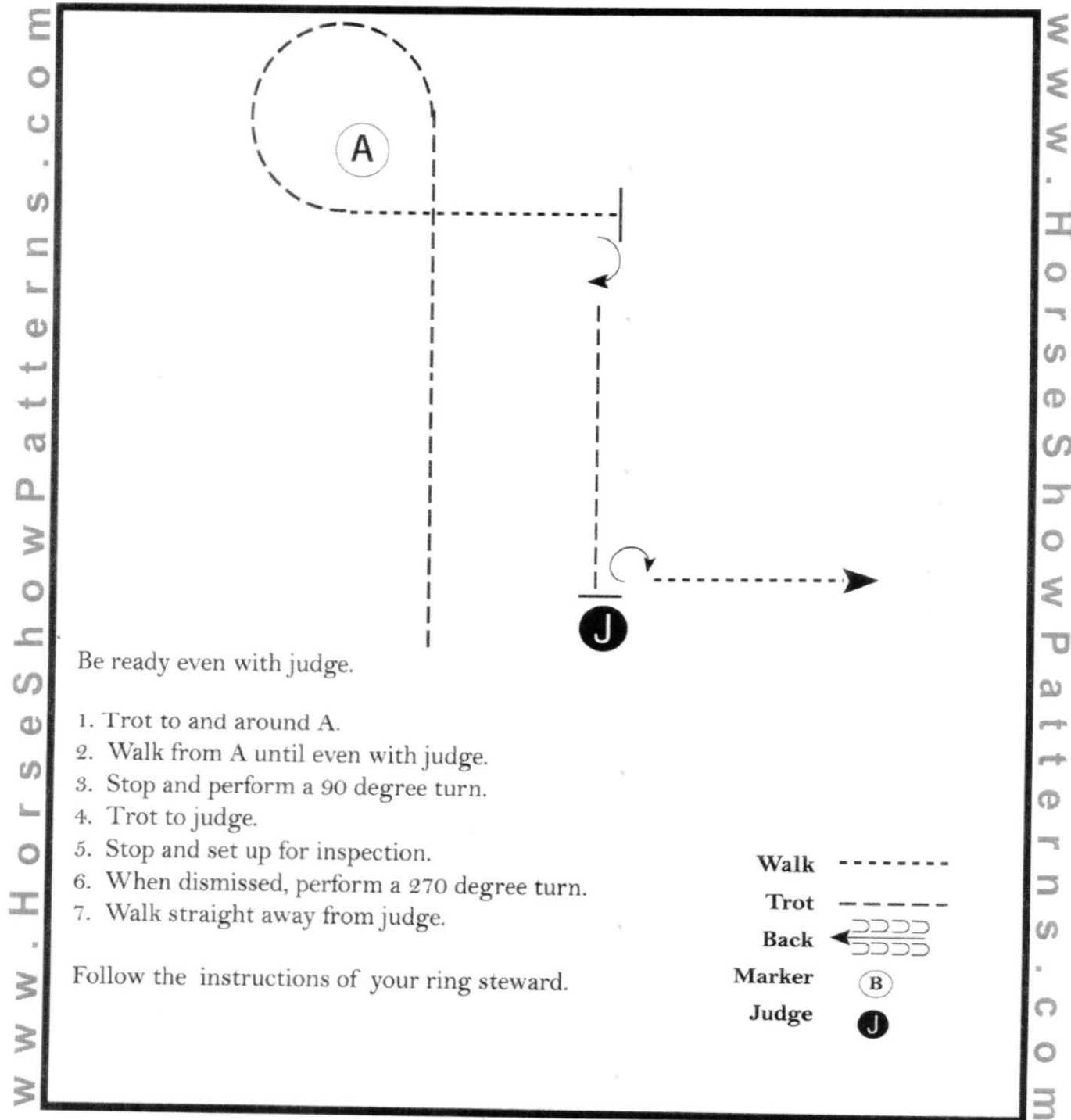


2018 MIHA JR Division MEET 1

Western Fitting and Showmanship

Show Date: Various 2018



[S/1-76]

Pattern Provided by:
Pattern Committee

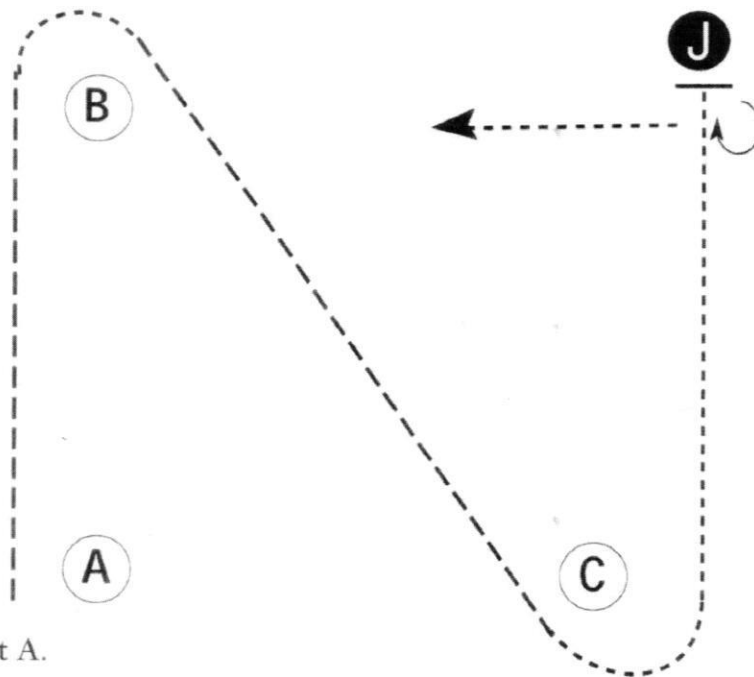
2018 MIHA JR Division MEET 1

Huntseat Fitting and Showing

Show Date: Various 2018

www.HorseShowPatterns.com

www.HorseShowPatterns.com



Be ready at A.

1. Trot to B.
2. Walk around B.
3. Trot from B to C.
4. Walk around C and straight to judge.
5. Stop and set up for inspection.
6. When dismissed, perform a 270 degree turn.

Walk straight away and follow the instructions of your ring steward.

Walk	-----
Trot	-----
Back	← ⊞ ⊞ ⊞ ⊞
Marker	⊞ B
Judge	⊞ J

[S/1-63]

Pattern Provided by:
Pattern Committee

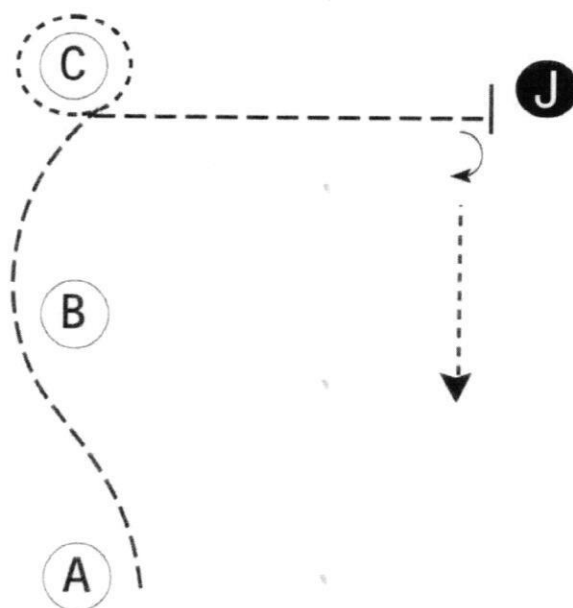
2018 MIHA JR Division MEET 1

Saddleseat Fitting and Showing

Show Date: Various 2018

www.HorseShowPatterns.com

www.HorseShowPatterns.com



Be ready at A.

1. When acknowledged, trot from A, around B and to C.
2. Walk a tight circle around C.
3. Trot to judge.
4. Stop and set up for inspection.
5. When dismissed, perform a 90 degree turn and walk away from judge.

Follow the directions of your ring steward.

Walk -----
Trot -----
Back ←=====

Marker (B)
Judge (J)

[S/1-58]

Pattern Provided by:
Pattern Committee

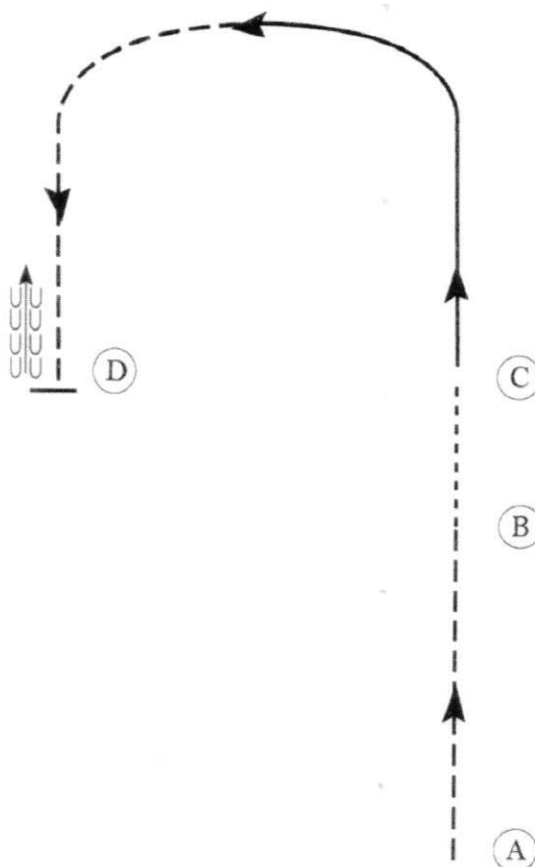
2018 MIHA JR Division MEET 1

Saddleseat Equitation

Show Date: Various 2018

www.HorseShowPatterns.com

www.HorseShowPatterns.com



Be ready at A.

1. Posting trot on the left diagonal from A to B.
2. Walk from B to C.
3. Left lead canter at C.
4. When at the top of the arc, transition to a posting trot on the right diagonal to D.
5. Stop and back approximately one horse length at D.

Exit at a sitting trot.

Walk	-----
Trot	- - - - -
Extended Trot	=====
Canter	=====
Leg Yield	
Lead Change	///
Back	←←←←←
Marker	(B)
Sidepass	←←←←←
Hand Gallop	=====

[HSE/1-20]

Pattern Provided by:
Pattern Committee

Junior High Saddle Seat Pattern:

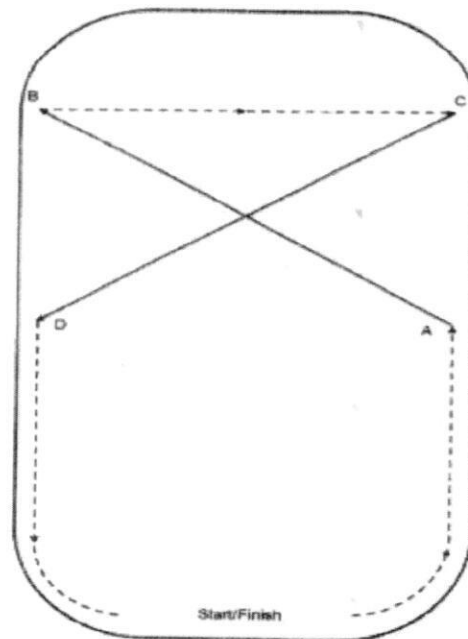
Junior Division Saddle Seat Pattern #2

Each item to be scored from 0-10 points.

Total possible is 90 points.

(All trot work will be performed at the rising trot on the correct diagonal unless specified.)

#	Movement	Points	Score
1	From the start point, trot or second gait down the rail on your right to the midpoint of the rail (A). Halt.	10	
2	Pivot to your left and canter a diagonal line on the right lead to the end of the opposite straightaway (B). Halt.	10	
3	Pivot to your right and sit trot or second gait a straight line across the ring to (C). Halt.	10	
4	Pivot to your right and canter a diagonal line on the left lead to the midpoint of the opposite rail (D). Halt.	10	
5	Pivot to your left and trot or second gait to the finish point. Halt.	10	
6	Back 5 steps.	10	
7	Rider's position.	10	
8	Riders effective use of aids.	10	
9	Overall impression (Exhibitor presentation, accuracy of figures, suitability of horse/rider combination, ringmanship, etc.	10	
Total		90	



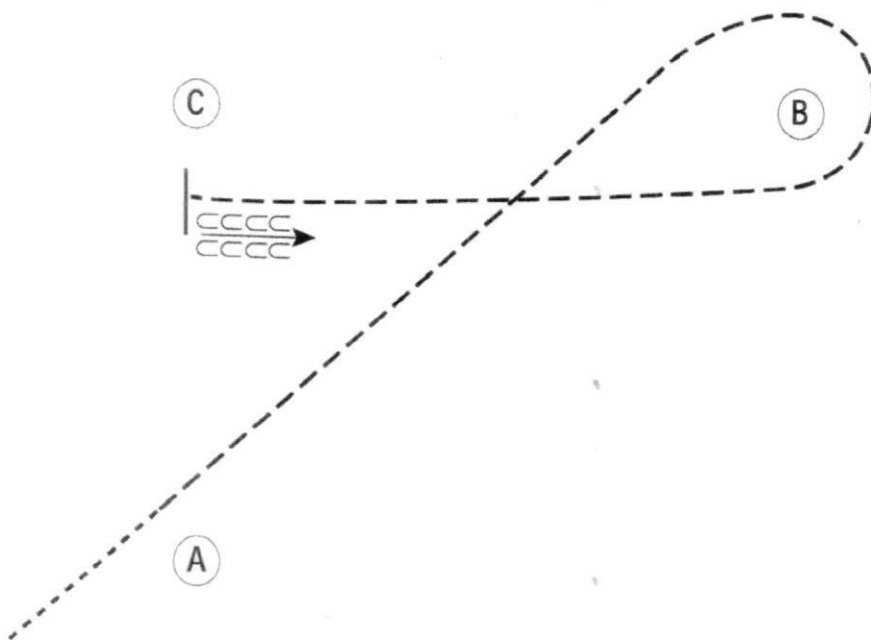
2018 MIHA JR Division MEET 1

English Equitation (Walk Trot)

Show Date: Various 2018

www.HorseShowPatterns.com

www.HorseShowPatterns.com



Be ready before A.

1. Walk to A.
2. Sitting trot from A to B.
3. Posting trot on the left diagonal around B and to C.
4. Stop at C. Back approximately one horse length.
5. Follow the instructions of your ring steward.

Walk	-----
Trot	- - - - -
Extended Trot	_____
Canter	=====
Leg Yield	
Lead Change	///
Back	←←←←←
Marker	(B)
Sidepass	←-----→
Hand Gallop	=====

[HSE/WT-18]

Pattern Provided by:
Pattern Committee

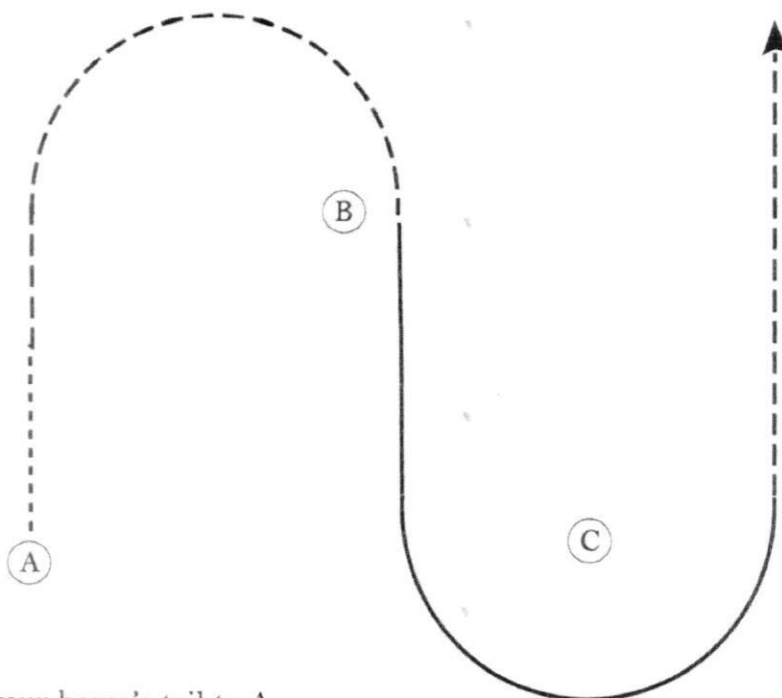
2018 MIHA JR Division MEET 1

Huntseat Equitation

Show Date: Various 2018

www.HorseShowPatterns.com

www.HorseShowPatterns.com



Be ready with your horse's tail to A.

1. Walk to center of pattern.
2. Trot on the left diagonal to B.
3. Canter left lead around C.
4. When even with C, break to a rising trot on the right diagonal.

Pattern is over once you have passed B at the trot.

Follow the directions of your ring steward.

Walk	-----
Trot	- - - - -
Extended Trot	=====
Canter	=====
Lead Change	=====
Back	←=====
Marker	(B)
Hand Gallop	=====

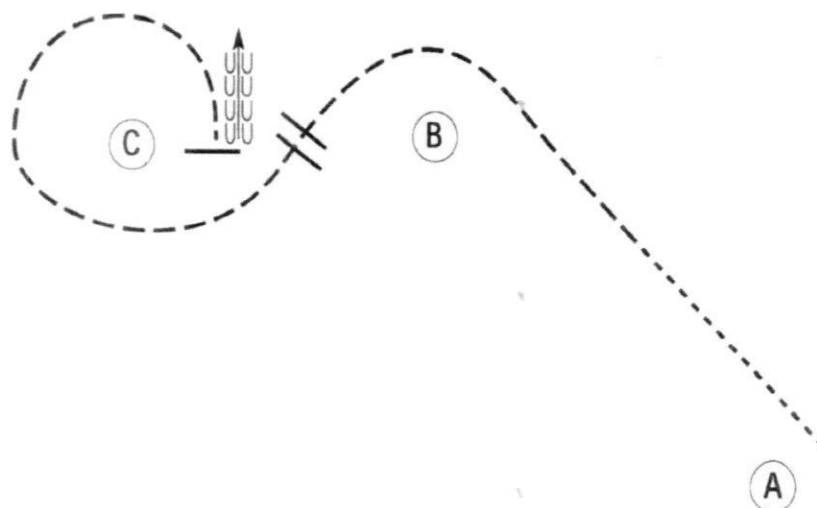
[HSE/1-47]

Pattern Provided by:
Pattern Committee

2018 MIHA JR Division MEET 1

English Bareback

Show Date: Various 2018



Be ready at A.

1. Walk halfway to B.
2. Sitting trot to B.
3. Posting trot on the right diagonal from B, halfway to C.
4. Change diagonals halfway to C.
5. Posting trot on the left diagonal to and around C.
6. Stop at C.
7. Back approximately one horse length.

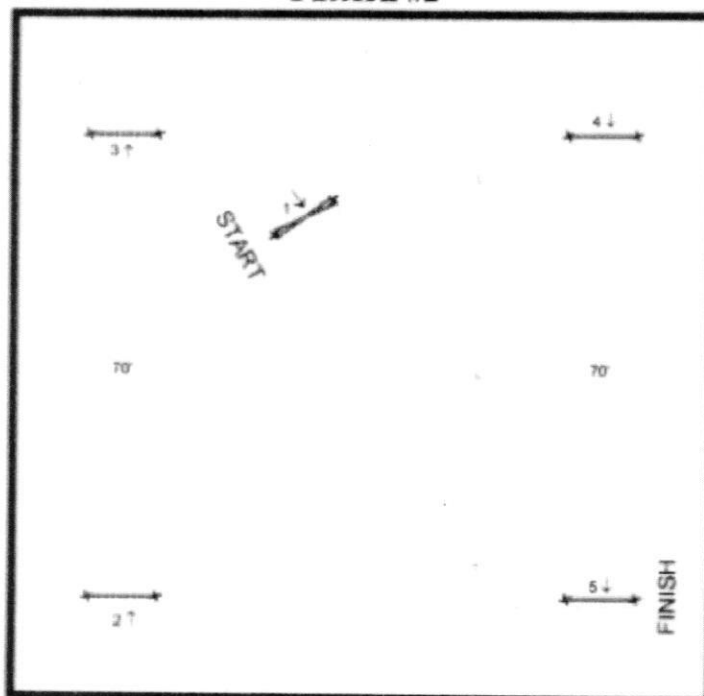
Walk	-----
Trot	- - - - -
Extended Trot	-----
Canter	=====
Leg Yield	
Lead Change	///
Back	←←←←←
Marker	(B)
Sidepass	←-----→
Hand Gallop	=====

Pattern Provided by:

Pattern Committee

Junior Division
Equitation Over Fences

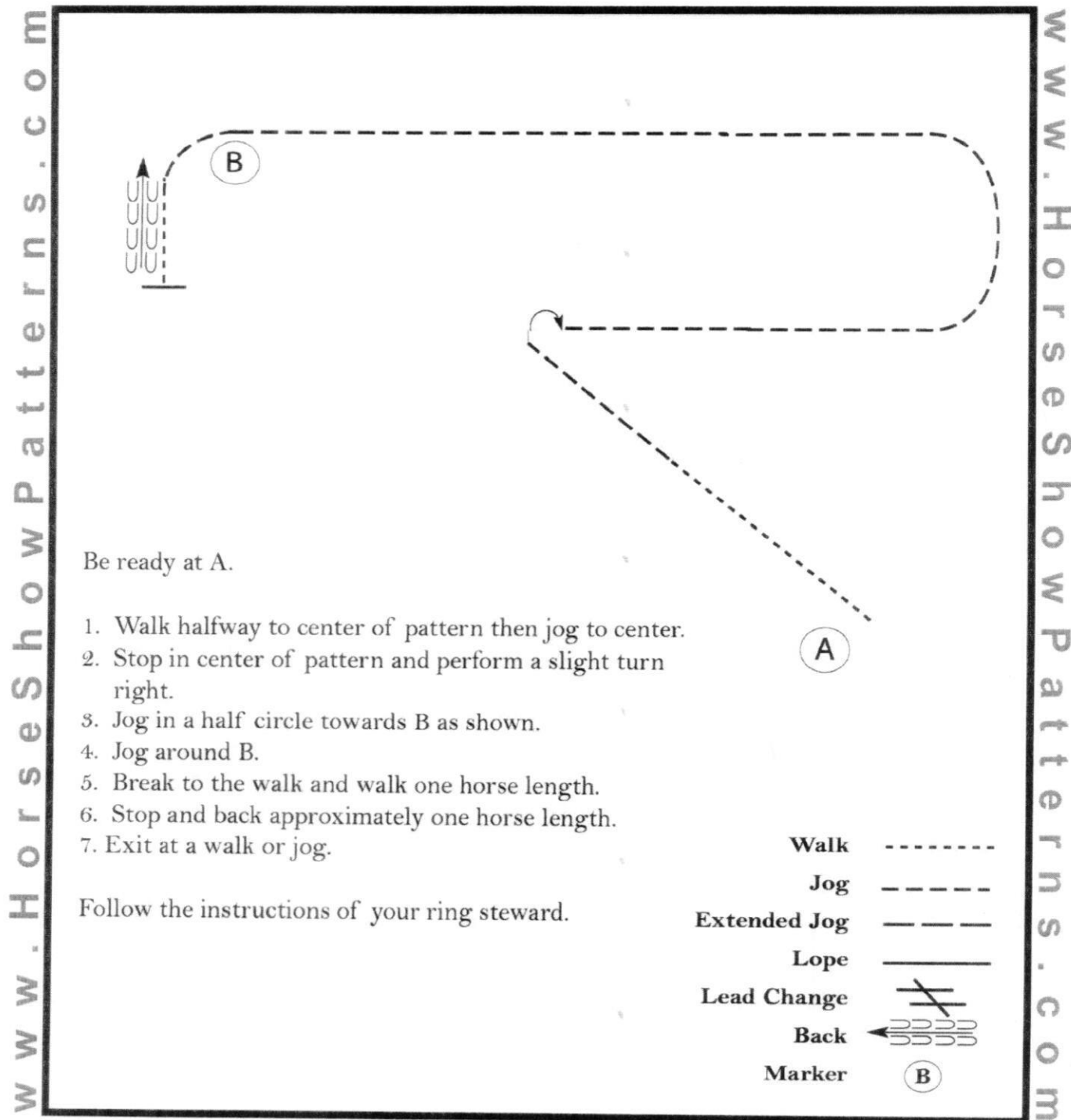
Pattern #2



2018 MIHA JR Division MEET 1

Western Equitation (Walk Trot)

Show Date: Various 2018



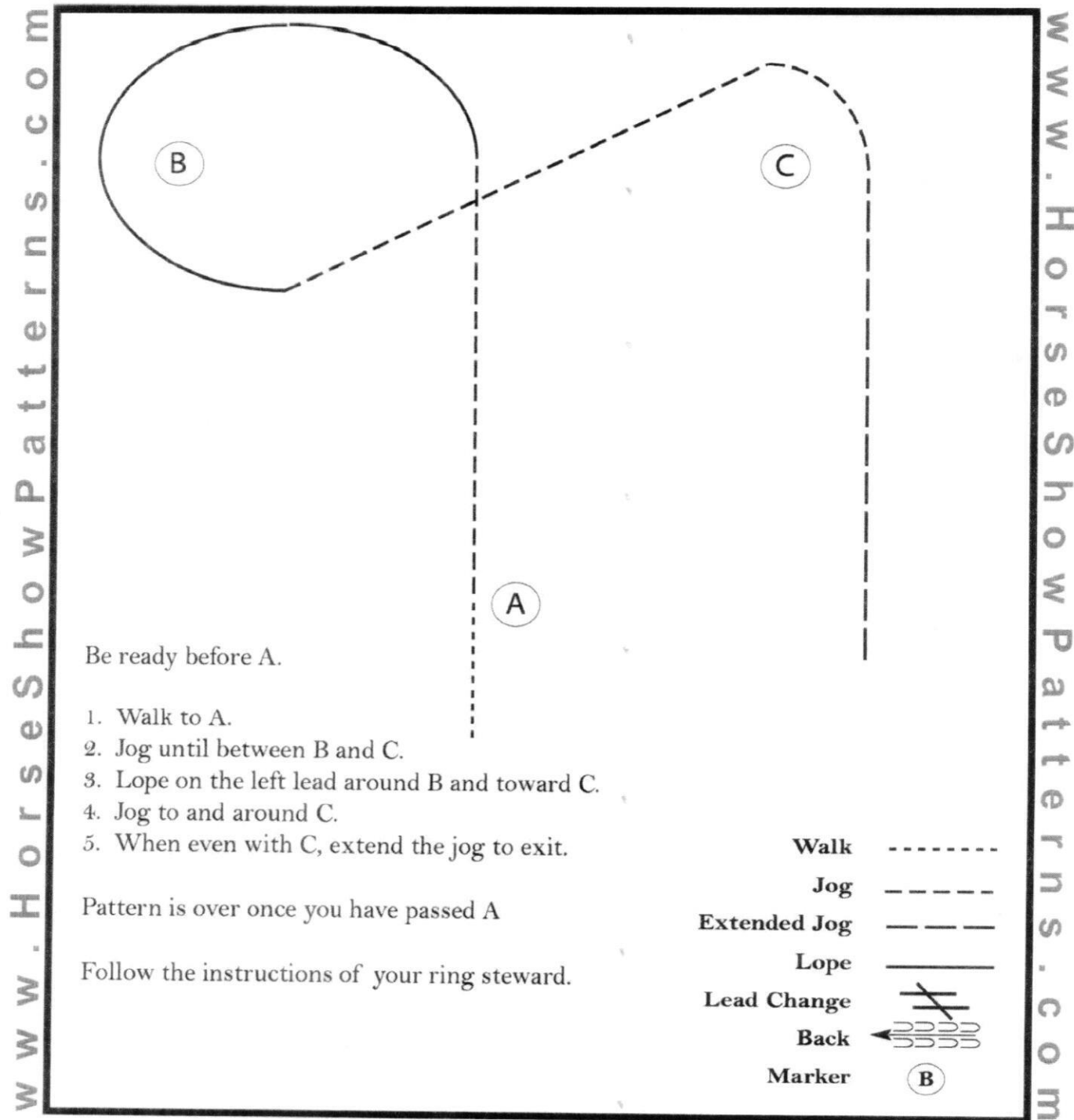
[WH/WT-105]

Pattern Provided by:
Pattern Committee

2018 MIHA JR Division MEET 1

Western Equitation

Show Date: Various 2018



[WH/1-100]

Pattern Provided by:
Pattern Committee

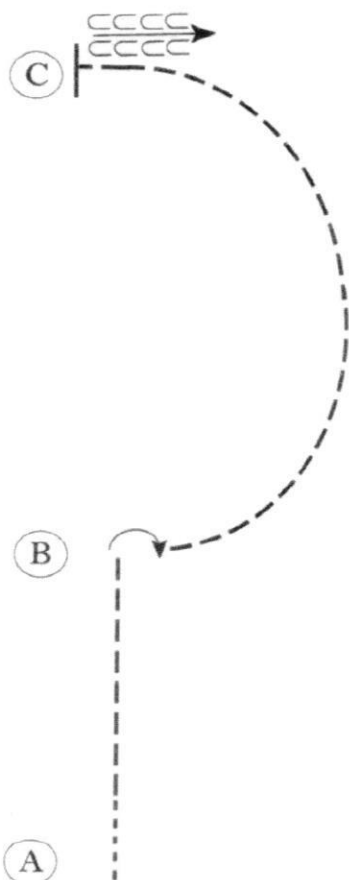
2018 MIHA JR Division MEET 1

Western Bareback (Walk Trot)

Show Date: Various 2018

www.HorseShowPatterns.com

www.HorseShowPatterns.com



Be ready at A.

1. Walk approximately 2 horse lengths from A.
2. Jog to B.
3. Turn 1/4 turn to the right.
4. Jog in a half circle to C.
5. Stop at C and back approximately one horse length.

Follow the instructions of your ring steward.

Walk	-----
Jog	-----
Extended Jog	-----
Lope	-----
Leg Yield	
Lead Change	---/---
Back	←←←←←
Marker	(B)
Sidepass	←-----→

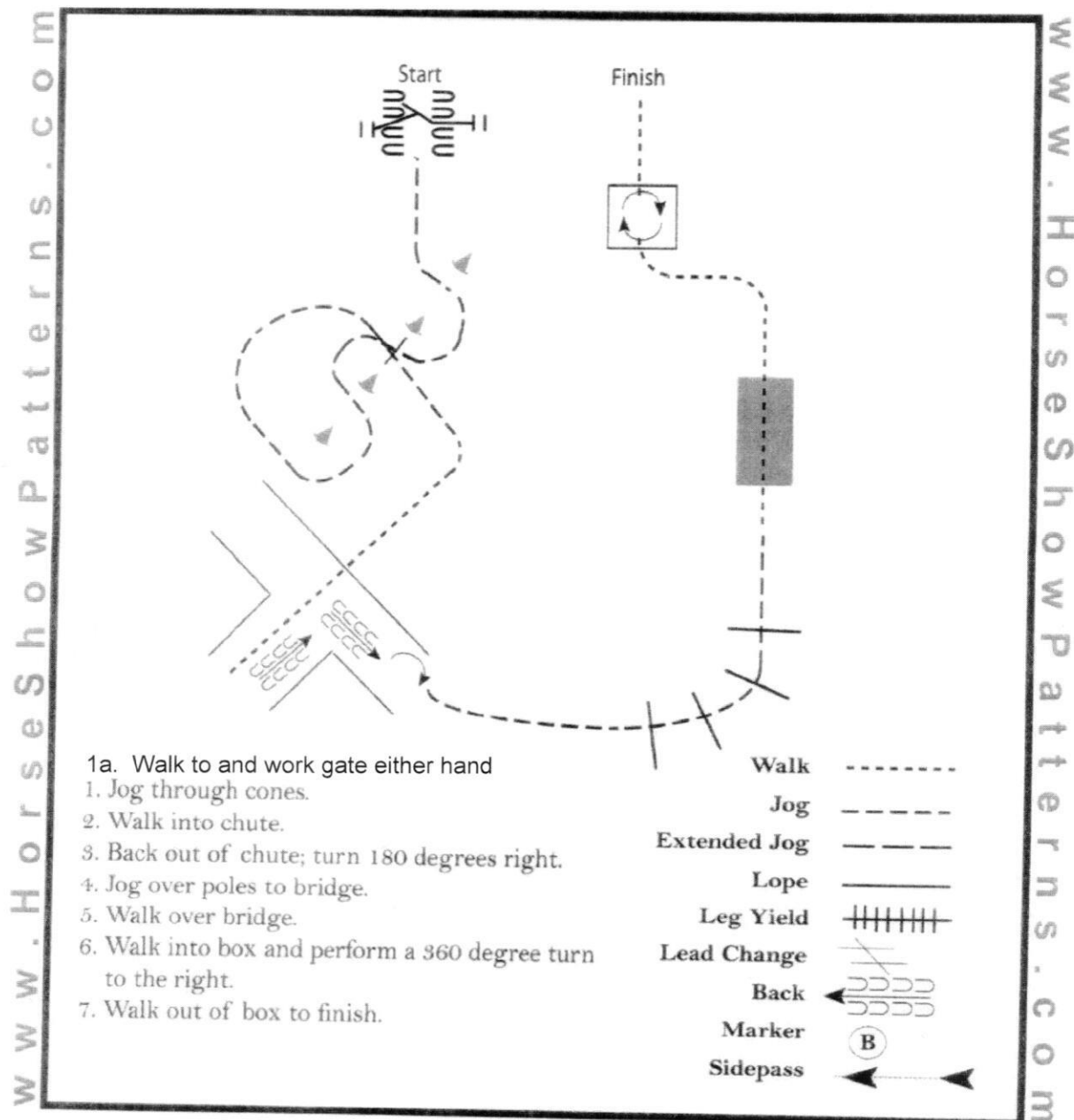
[WH/WT-59]

Pattern Provided by:
Pattern Committee

2018 MIHA JR Division MEET 1

Trail (Revised)

Show Date: Various 2018



[T/WT-6]

Pattern Provided by:
 Pattern Committee

©2018 HorseShowPatterns.com. All Rights Reserved