

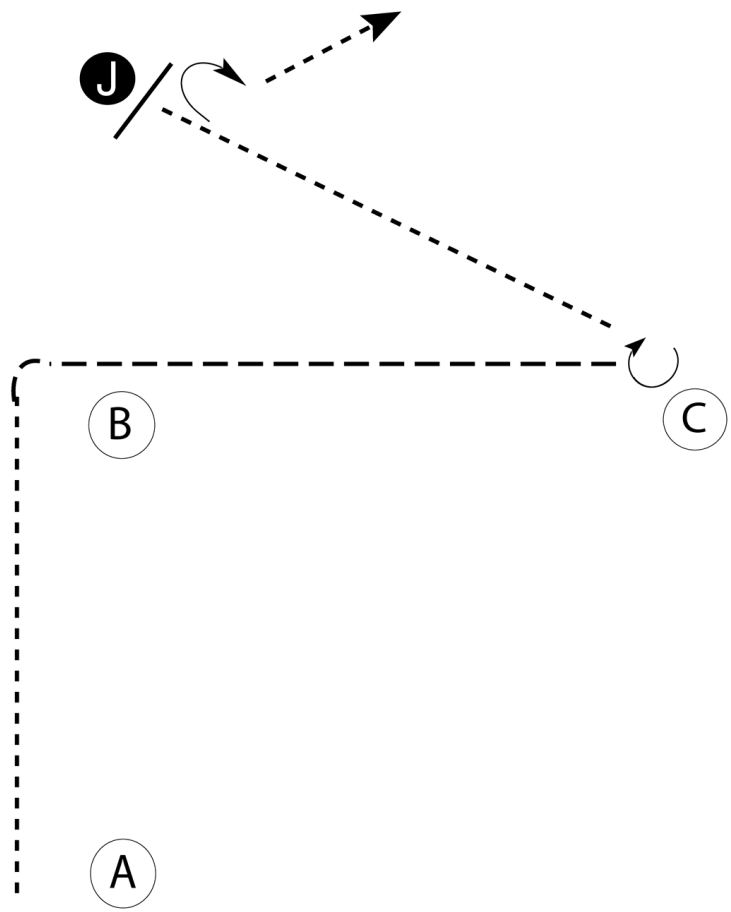
2019 SENIOR DIVISION

Saddle Seat Fit and Show

Show Date: Meet Two

w w w . H o r s e S h o w P a t t e r n s . c o m

w w w . H o r s e S h o w P a t t e r n s . c o m



- Be ready at A.
1. Walk to B.
 2. Trot to C.
 3. Stop at C.
 4. 5/8 turn at C.
 5. Walk to judge and set up for inspection.
 6. When dismissed 1/4 turn and walk off.

Walk - - - - -

Trot - - - - -

Back ←

Marker (B)

Judge (J)

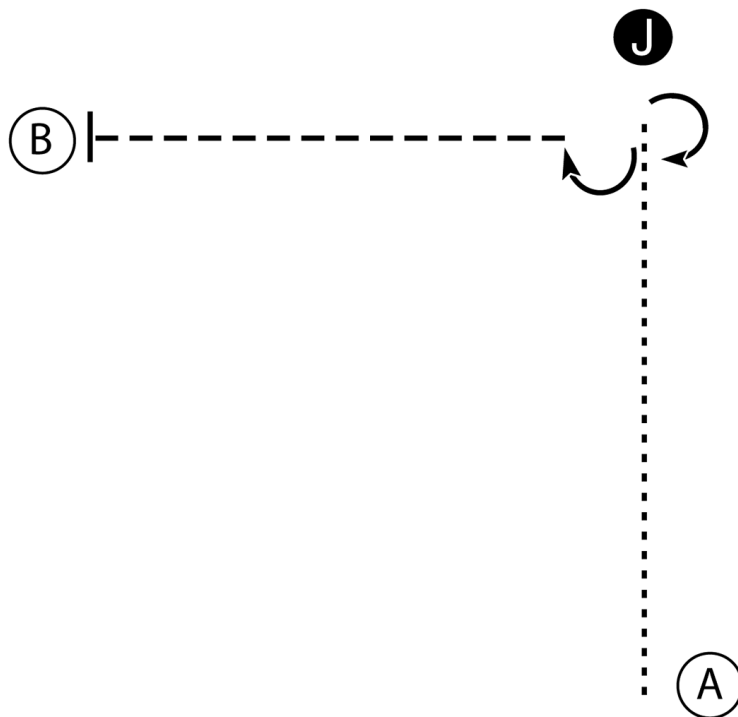
[S/1-20]

Pattern Provided by:
MIHA

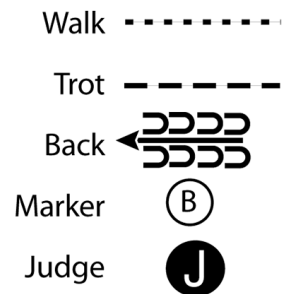
2019 SENIOR DIVISION

Hunt Seat Fit and Show

Show Date: Meet Two



1. Walk from A to the Judge.
2. Perform a 180 degree turn and set up for inspection.
3. When dismissed perform a 90 degree turn.
4. Trot straight to B.
5. Stop at B.



[S/1-6]

Pattern Provided by:

MIHA

w w w . H o r s e S h o w P a t t e r n s . c o m

w w w . H o r s e S h o w P a t t e r n s . c o m

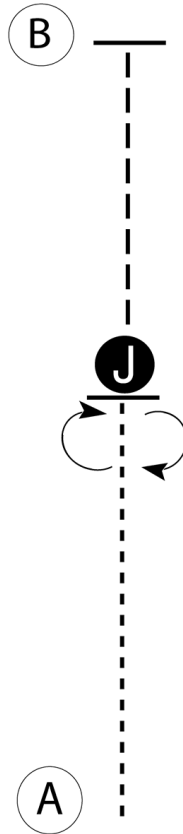
2019 SENIOR DIVISION

Western Fit and Show

Show Date: Meet Two

w w w . H o r s e S h o w P a t t e r n s . c o m

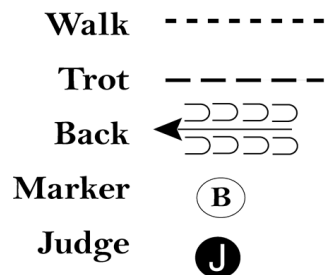
w w w . H o r s e S h o w P a t t e r n s . c o m



Be ready at A.

1. Walk from A to Judge.
2. Stop, perform a 180 degree turn and set up for inspection.
3. When dismissed perform a 180 degree turn. (Judge will move out of the line of travel.)
4. Trot to B.
5. Stop at B.

When dismissed, follow the instructions of your ring steward.



[S/1-8]

Pattern Provided by:

MIHA

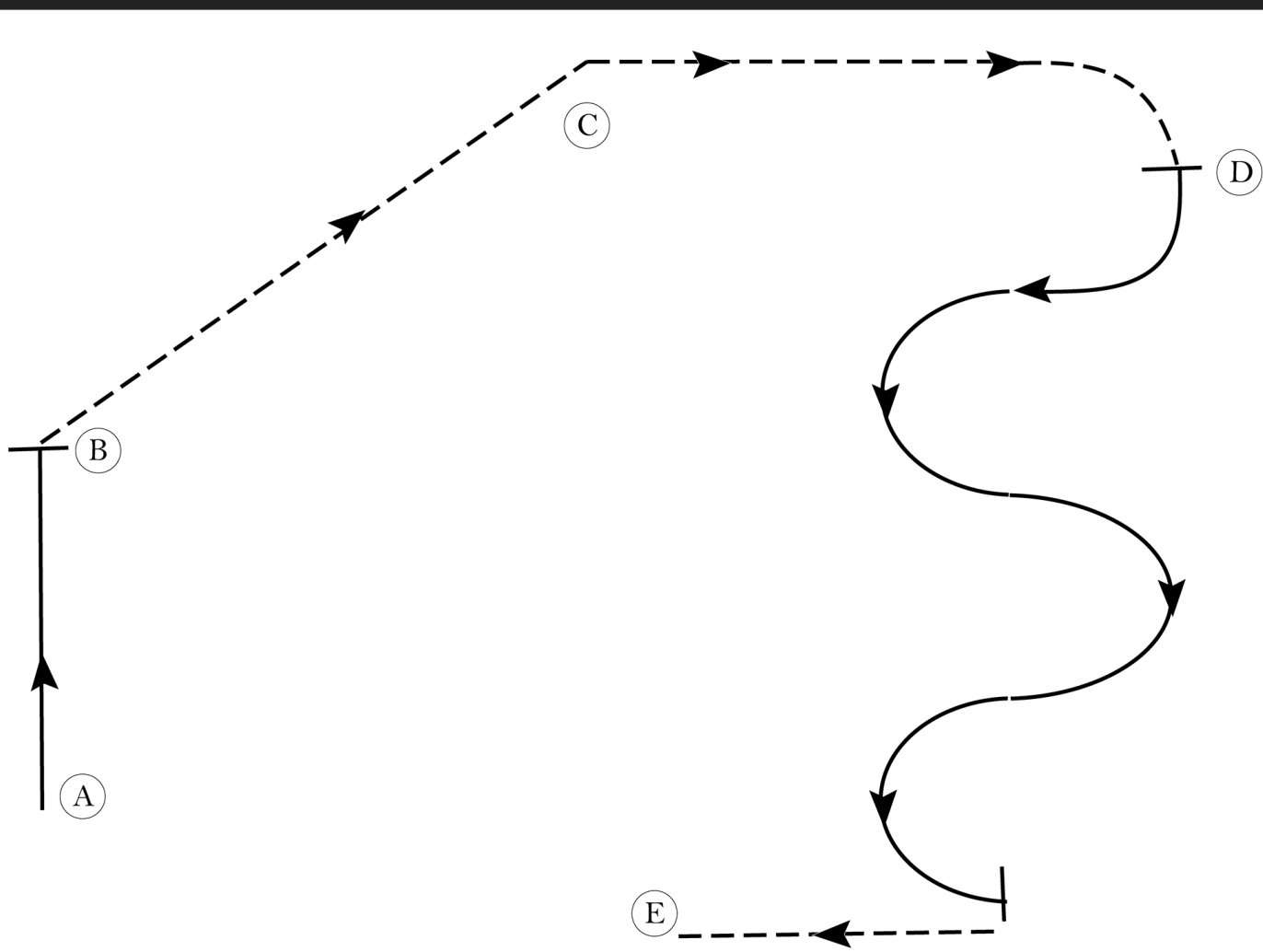
2019 SENIOR DIVISION

Saddle Seat Bareback

Show Date: Meet Two

www.HorseShowPatterns.com

www.HorseShowPatterns.com



Begin at the beginning of the straightaway (A).

1. Canter to the midpoint of the straightaway (B). Stop briefly.
2. Trot a diagonal line to the midpoint of the far end of the arena (C).
3. Continue at the trot on the rail in a clockwise direction around the curve to the beginning of the straightaway (D). Stop briefly.
4. Execute a serpentine at the canter consisting of three half-circles. Stop and pivot right.
5. Trot to the midpoint of the straightaway. (E)

The workout has been completed - Thank You.

Walk	-----
Trot	- - - - -
Extended Trot	— — — — —
Canter	—————
Lead Change	
Back	
Reference Point	(B)

[SSE/13]

Pattern Provided by:
MIHA

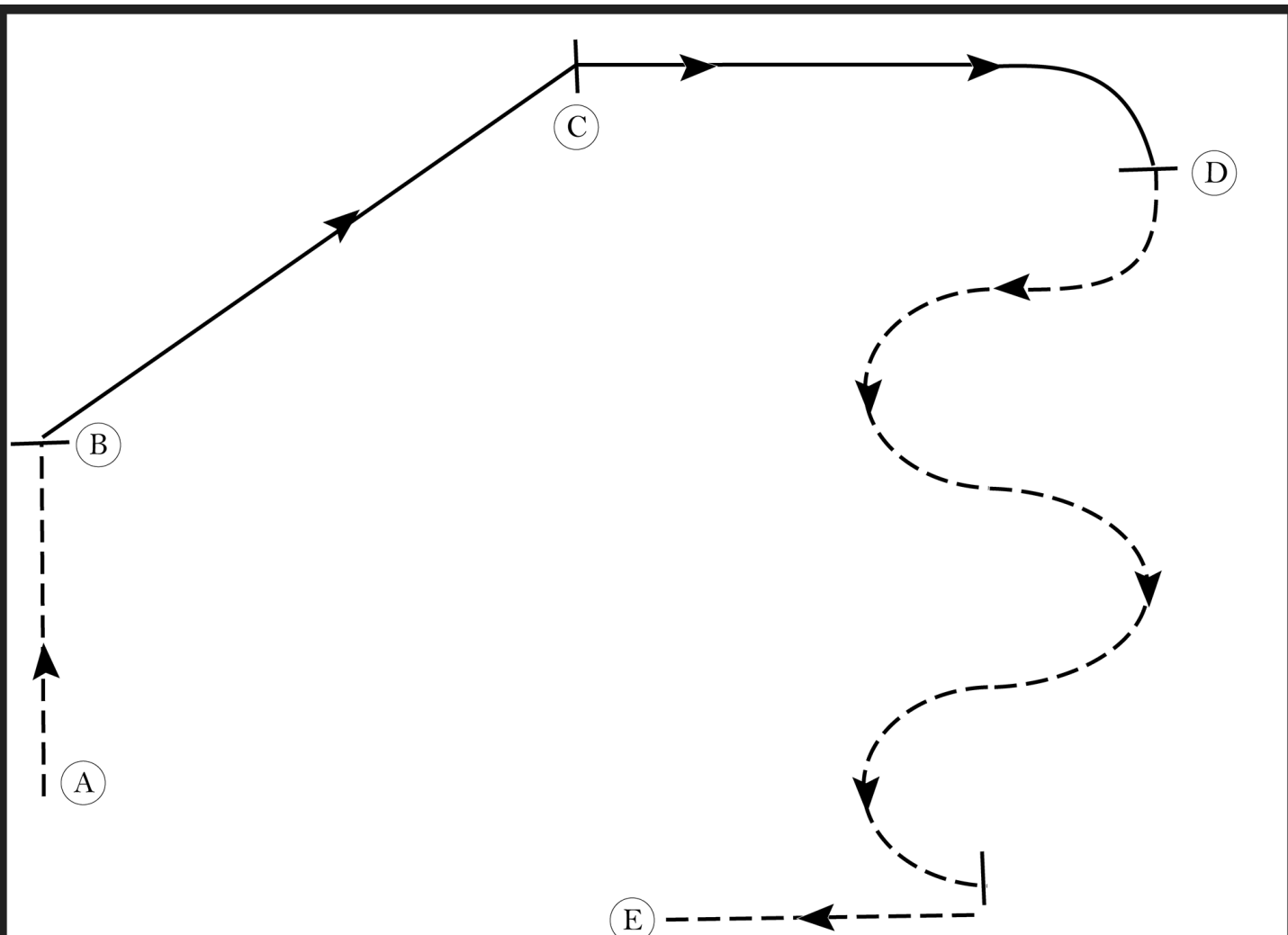
2019 SENIOR DIVISION

Saddle Seat Equitation

Show Date: Meet Two

www.HorseShowPatterns.com

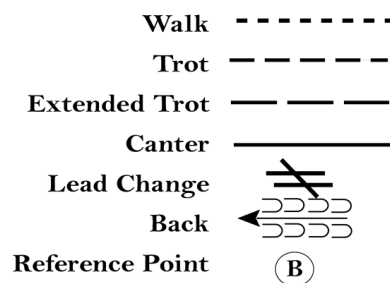
www.HorseShowPatterns.com



Begin at the beginning of the straightaway (A).

1. Trot to the midpoint of the straightaway (B). Stop briefly.
2. Canter (left lead) a diagonal line to the midpoint of the far end of the arena (C). Stop and pivot right.
3. Canter right lead in a clockwise direction around the curve to the beginning of the straightaway (D). Stop briefly.
4. Execute a serpentine at the trot consisting of three half-circles. Stop and pivot right.
5. Trot to the midpoint of the straightaway.

The workout has been completed - Thank You.



[SSE/12]

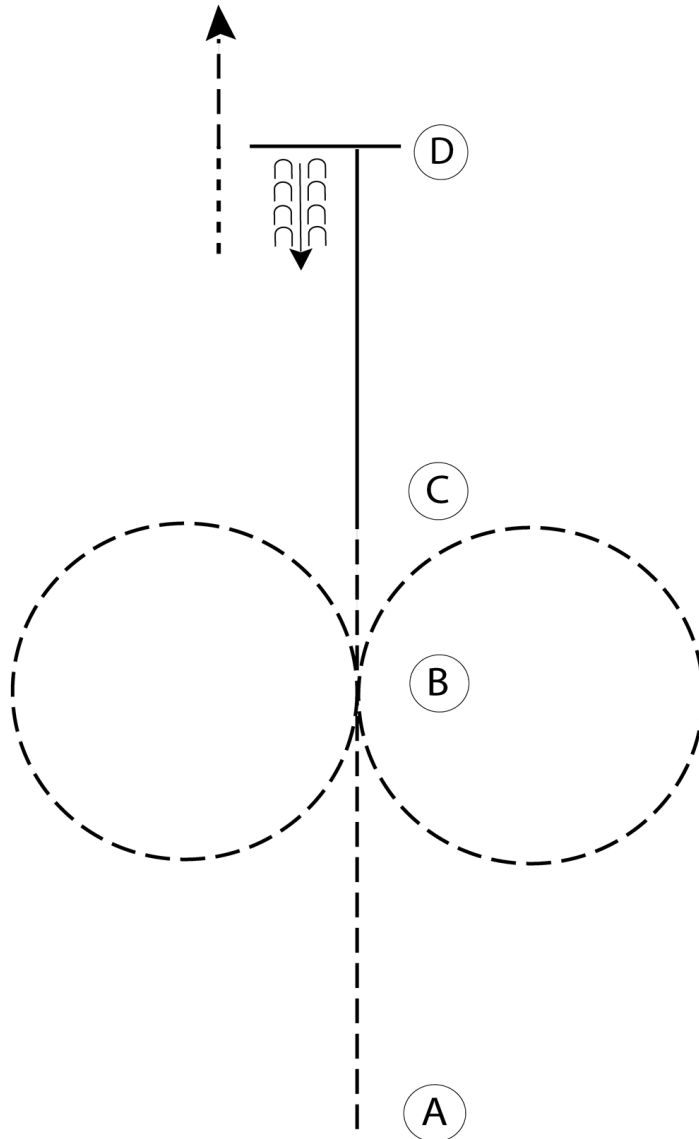
Pattern Provided by:

MIHA

2019 SENIOR DIVISION

Hunt Seat Bareback

Show Date: Meet Two



1. Sitting trot from A to B
2. Perform a figure eight at the posting trot starting to the right
3. Continue posting trot to C
4. Canter right lead to D
5. At D stop and back five steps
6. Walk five steps and trot to the line

Walk	-----
Trot	- - - - -
Extended Trot	-----
Canter	-----
Leg Yield	
Lead Change	↘
Back	← C C C C C
Marker	(B)
Sidepass	← - - - - -
Hand Gallop	-----

[HSE/1-5]

Pattern Provided by:

MIHA

w w w . H o r s e S h o w P a t t e r n s . c o m

w w w . H o r s e S h o w P a t t e r n s . c o m

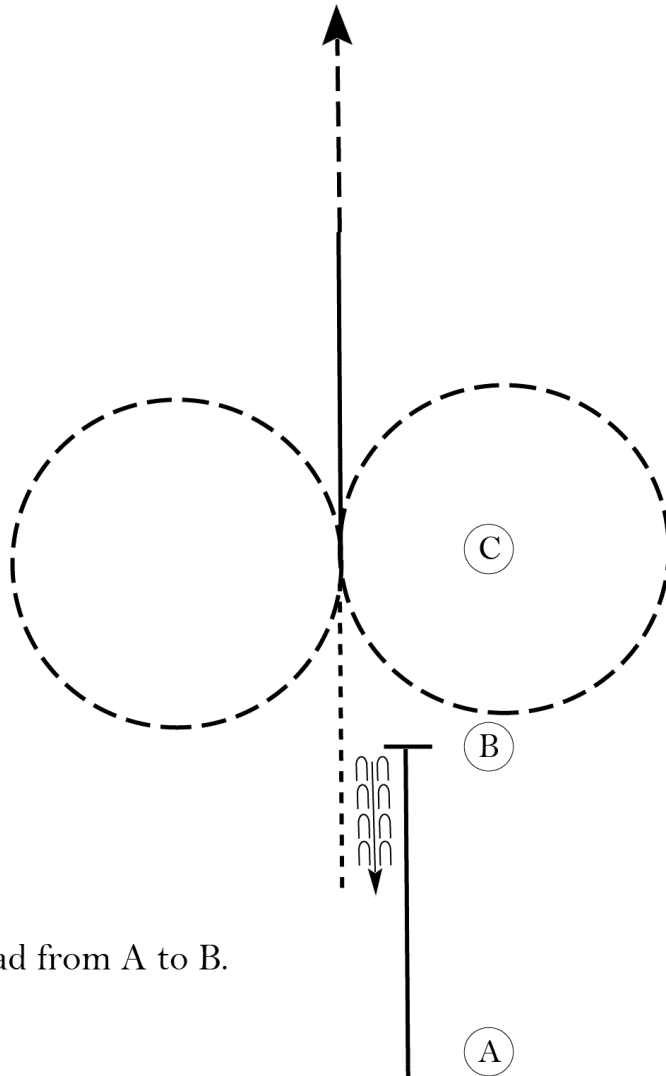
2019 SENIOR DIVISION

Hunt Seat Equitation

Show Date: Meet Two

w w w . H o r s e S h o w P a t t e r n s . c o m

w w w . H o r s e S h o w P a t t e r n s . c o m



Be ready at A.

1. Canter on the left lead from A to B.
2. At B, stop and back.
3. Walk to C.
4. At C, trot a figure eight starting to the right.
5. At C, canter on the right lead.
6. Break to the trot and trot straight away.

Follow the instructions of your ring steward.

Walk	-----
Trot	- - - - -
Extended Trot	-----
Canter	—————
Leg Yield	
Lead Change	↘ ↙
Back	←←←←←
Marker	(B)
Sidepass	←-----→
Hand Gallop	—————

[HSE/1-19]

Pattern Provided by:

MIHA

2019 SENIOR DIVISION

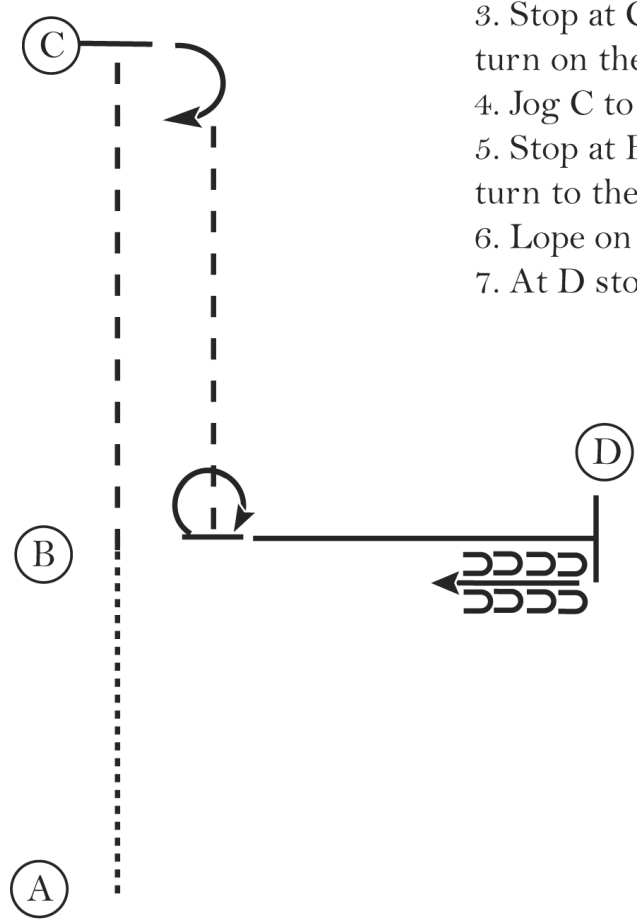
Western Bareback

Show Date: Meet Two

w w w . H o r s e S h o w P a t t e r n s . c o m

w w w . H o r s e S h o w P a t t e r n s . c o m

1. Walk A to B.
2. At B jog to C.
3. Stop at C and perform a 180 degree turn on the hindquarter to the right.
4. Jog C to B.
5. Stop at B and perform a 270 degree turn to the right on the hindquarter.
6. Lope on the left lead to D.
7. At D stop and back three steps.



Walk
Jog	-----
Extended Jog	-----
Lope	—————
Leg Yield	
Lead Change	↘
Back	←←←←←
Marker	(B)
Sidepass	←←←←←

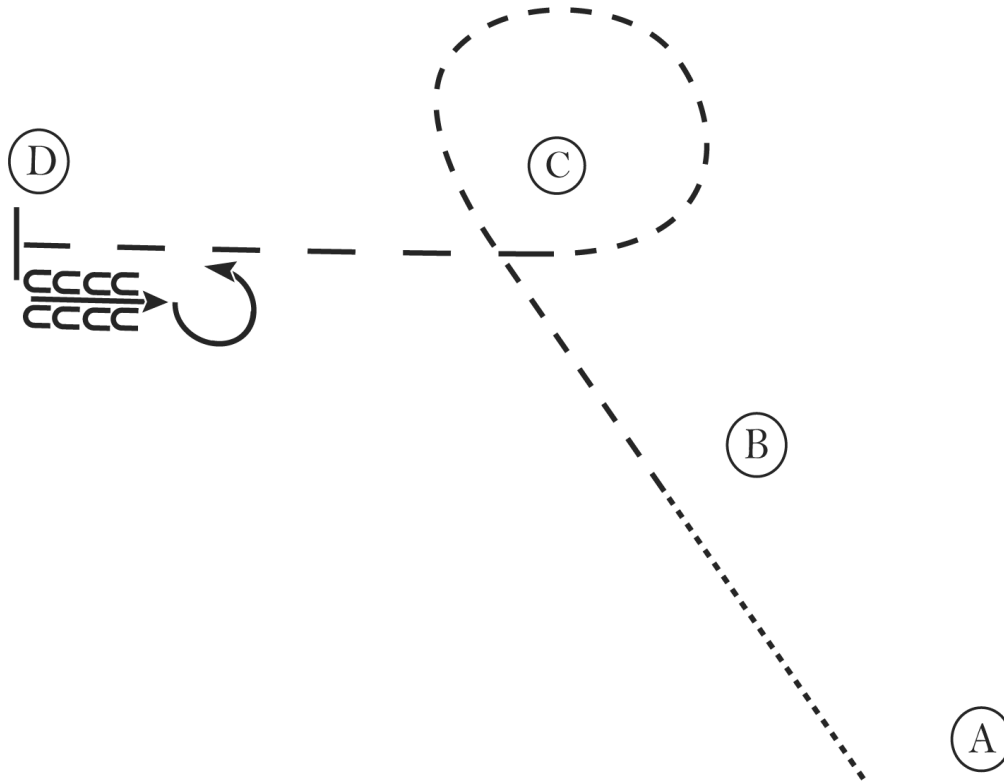
[WH/1-13]

Pattern Provided by:
MIHA

2019 SENIOR DIVISION

Western Horsemanship

Show Date: Meet Two



1. Walk A to B.
2. At B jog to C.
3. Jog a tight circle around C.
4. At C extend the jog to D.
5. At D stop and back 4 steps.
6. Perform a 270 degree turn to the left.

Walk
Jog	-----
Extended Jog	-----
Lope	—————
Leg Yield	
Lead Change	↘
Back	←←←← ←←←←
Marker	(B)
Sidepass	←←←←

[WH/1-15]

Pattern Provided by:

MIHA

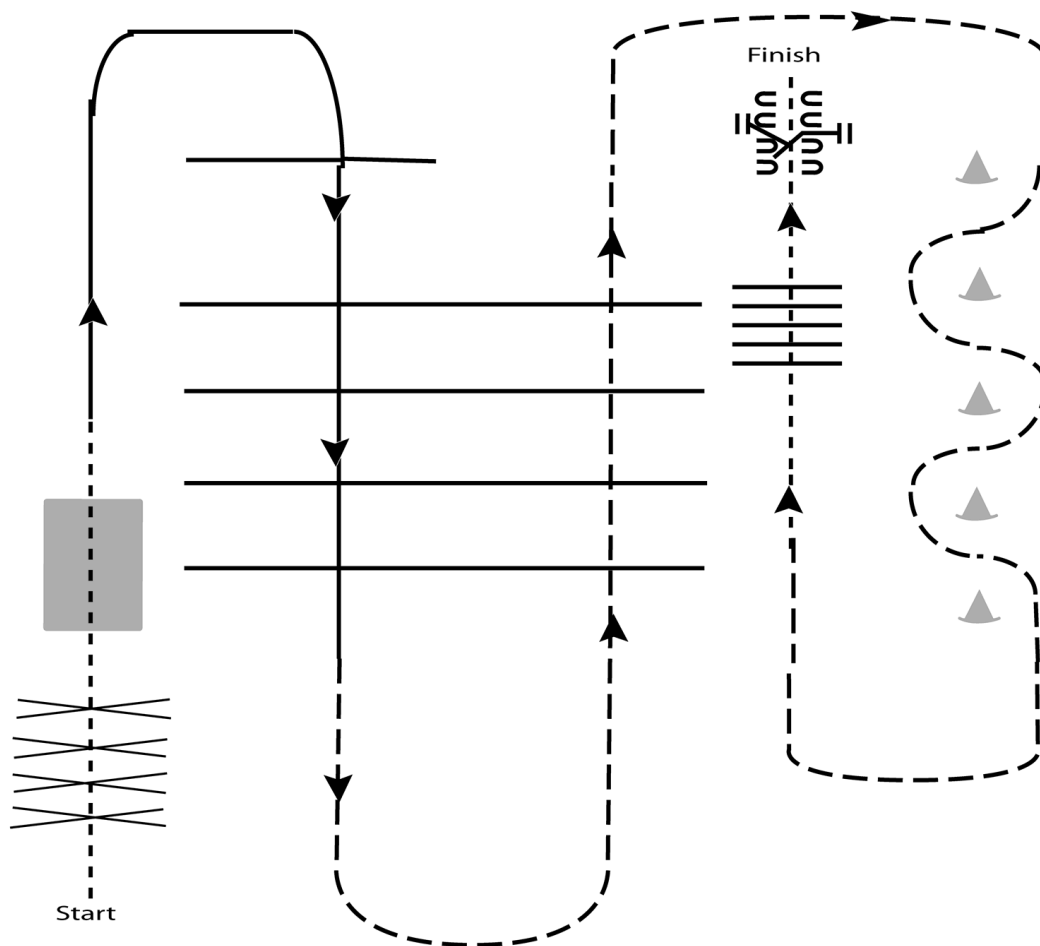
w w w . H o r s e S h o w P a t t e r n s . c o m

w w w . H o r s e S h o w P a t t e r n s . c o m

2019 SENIOR DIVISION

Trail

Show Date: Meet Two



Be ready at start

1. Walk over poles.
2. Walk over bridge.
3. Lope on the right lead through poles.
4. Jog over poles.
5. Jog through serpentine.
6. Walk over poles.
7. Work gate with left hand.

Walk
Jog	- - - - -
Extended Jog	- - - - -
Lope	—————
Leg Yield	
Lead Change	—/—
Back	←←←
Marker	Ⓚ
Sidepass	→→→

[T/1-5]

Pattern Provided by:

MIHA

w w w . H o r s e S h o w P a t t e r n s . c o m

w w w . H o r s e S h o w P a t t e r n s . c o m