

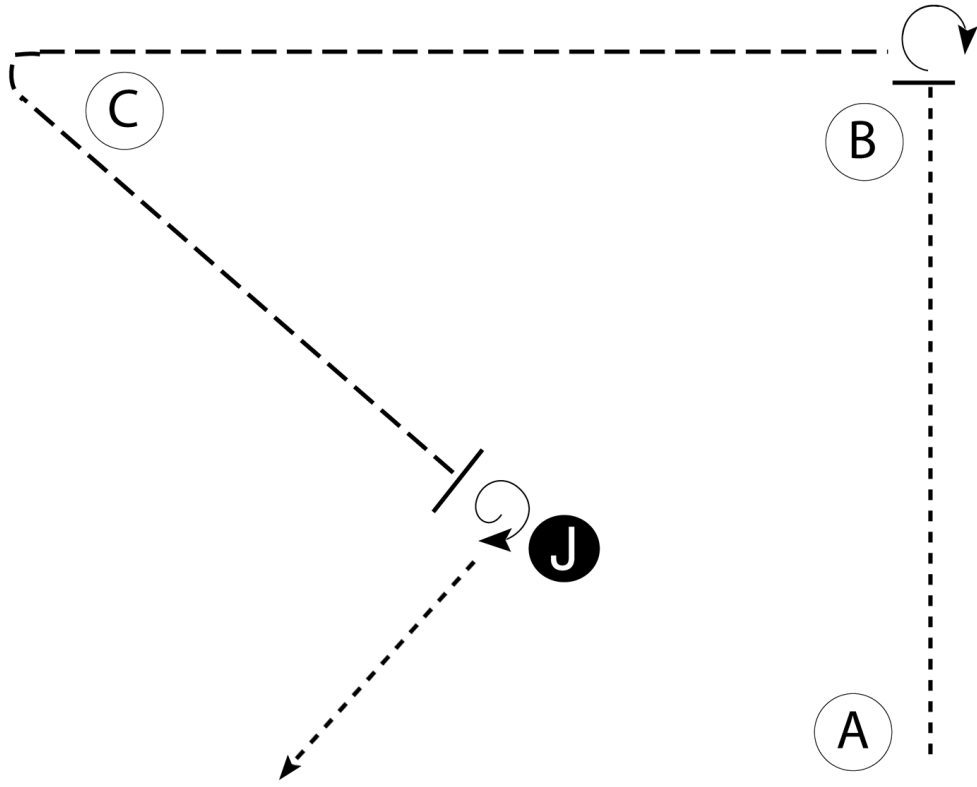
# 2019 SENIOR DIVISION

## Western Fitting and Showing

Show Date: Meet Three

w w w . H o r s e S h o w P a t t e r n s . c o m

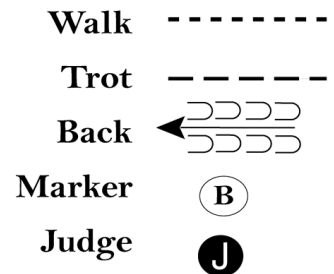
w w w . H o r s e S h o w P a t t e r n s . c o m



Be ready at A.

1. Walk to and past B.
2. Turn 270 degrees.
3. Trot to and around C to judge.
4. Stop at judge and set up for inspection.
5. Turn approximately 45 degrees as shown.
6. Exit at a walk.

Follow the instructions of your ring steward.



[S/1-25]

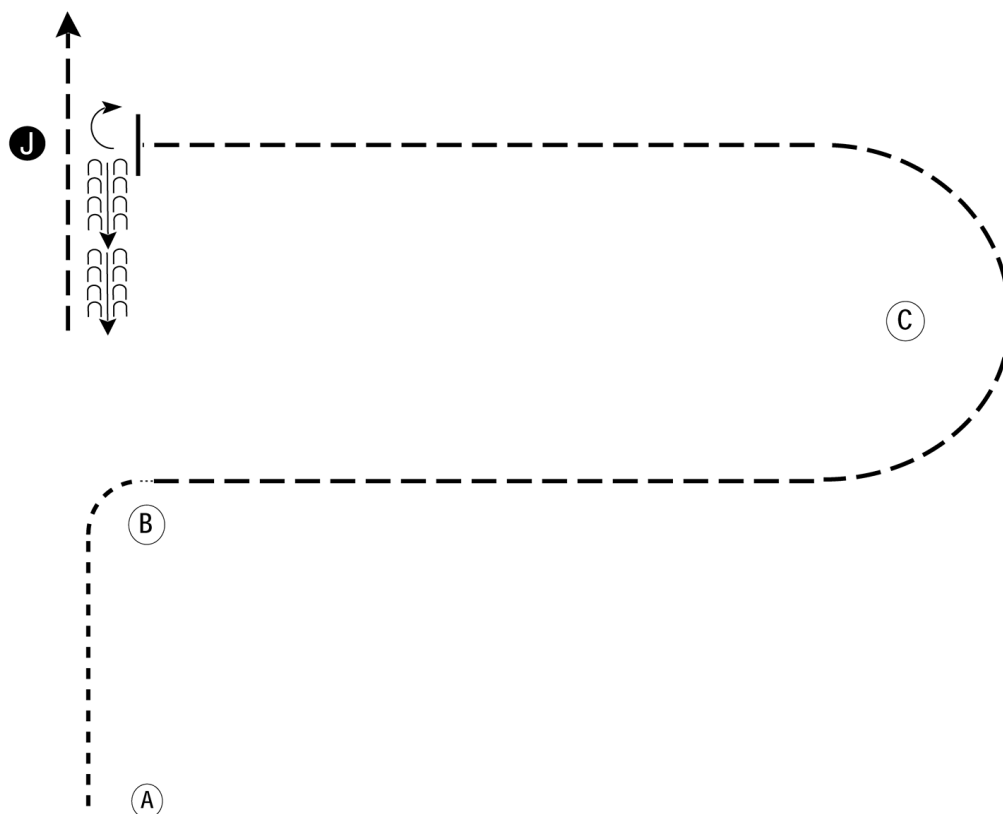
Pattern Provided by:

*MIHA*

# 2019 SENIOR DIVISION

## Hunt Seat Fitting and Showing

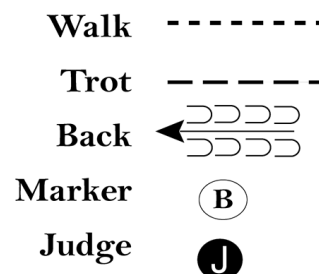
Show Date: Meet Three



Be ready at A.

1. Walk to and around B.
2. Trot from B around C to the Judge.
3. Stop and set up for inspection.
4. When dismissed perform a 90 degree turn and back until even with C.
5. Trot to the line-up.

Follow the instructions of your ring steward.



[S/1-28]

Pattern Provided by:

MIHA

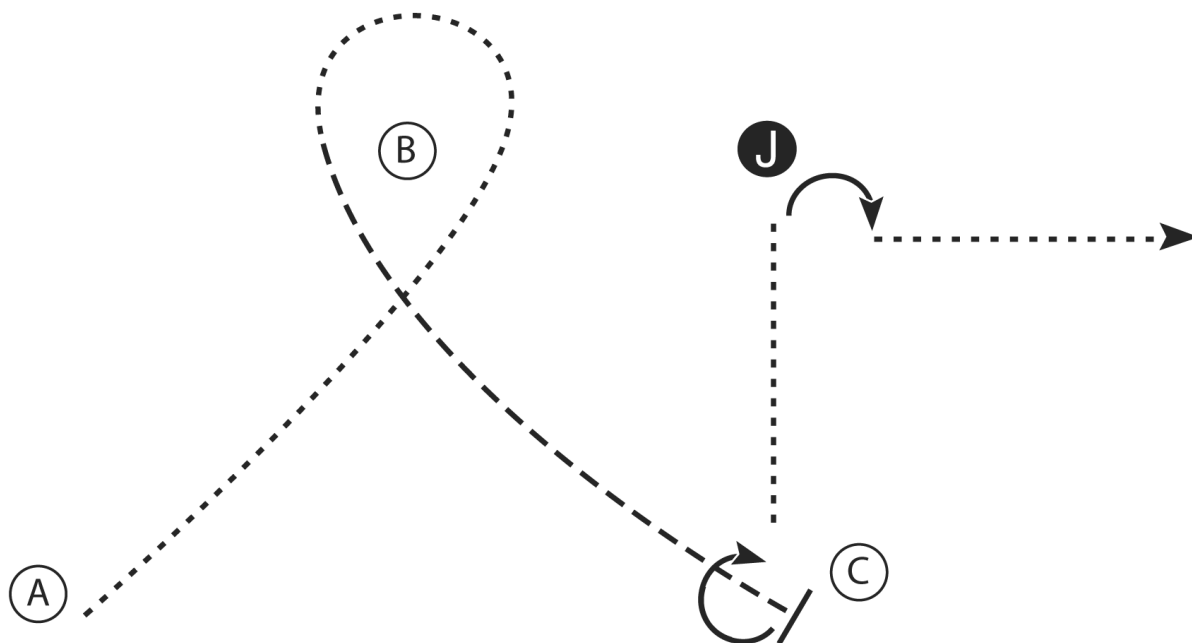
w w w . H o r s e S h o w P a t t e r n s . c o m

w w w . H o r s e S h o w P a t t e r n s . c o m

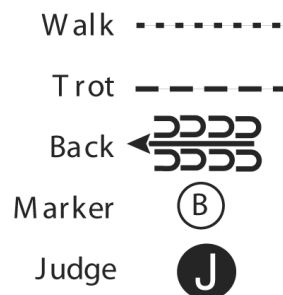
# 2019 SENIOR DIVISION

## Saddle Seat Fitting and Showing

Show Date: Meet Three



1. Walk A to and around B
2. At B trot to C
3. Stop at C and perform a 225 degree turn
4. Walk to the judge and set up for inspection
5. When dismissed perform a 90 degree turn and walk straight away from the judge



[S/1-1]

Pattern Provided by:

*MIHA*

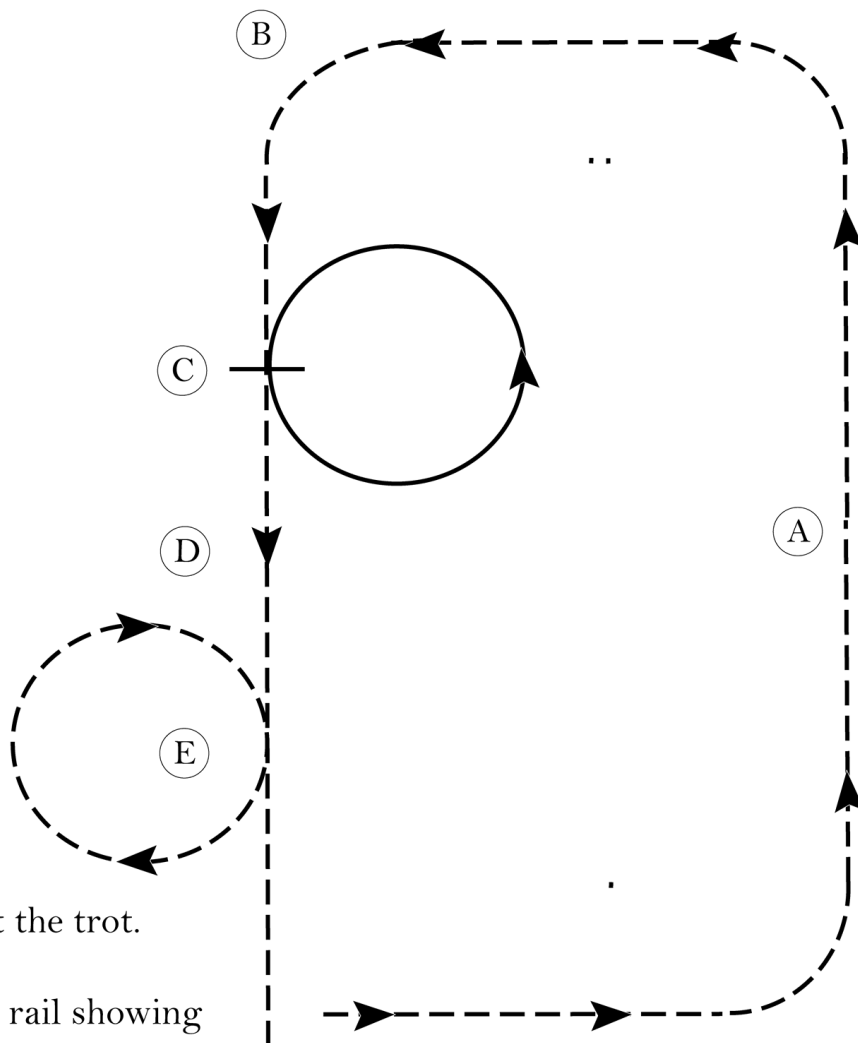
# 2019 SENIOR DIVISION

## Saddle Seat Equitation

Show Date: Meet Three

w w w . H o r s e S h o w P a t t e r n s . c o m

w w w . H o r s e S h o w P a t t e r n s . c o m



Enter the arena to the right at the trot.

1. Trot to the right along the rail showing one diagonal change at the midpoint (A).
2. Proceed around the curve to the midpoint of the straightaway (B).
3. Make a left turn and continue 1/4 of the way down the center line (C). Stop briefly.
4. Canter a circle in a counter clockwise direction.
5. Go directly into the trot (right diagonal) and show one diagonal change at the center (D).
6. Continue the trot to a point 3/4 of the way down the center line (E).
7. Trot a circle to the right and exit.

The workout has been completed - Thank You.

Walk	-----
Trot	- - - - -
Extended Trot	-----
Canter	-----
Lead Change	
Back	
Reference Point	(B)

[SSE/6]

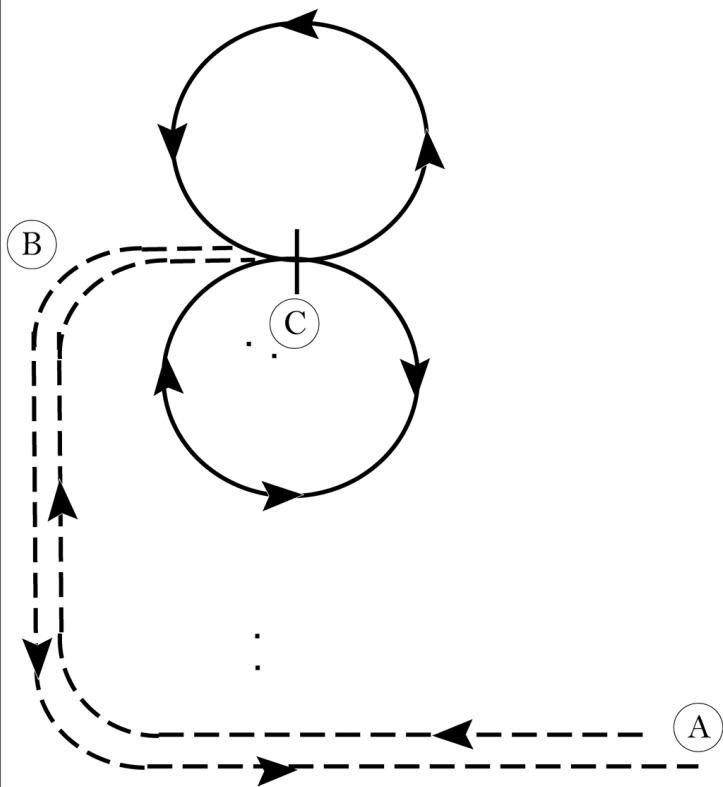
Pattern Provided by:

MIHA

# 2019 SENIOR DIVISION

## Saddle Seat Bareback

Show Date: Meet Three



Begin at the mid-point of the in gate end of arena (A).

1. Trot to the left, around the curve and to the mid-point of the straightaway (B).
2. Without halting, make a turn to the right, and continue 1/4 of the way across the arena (C). Stop briefly.
3. Canter a figure eight, the first circle clockwise and the second circle counter clockwise. Stop briefly. (C).
4. Reverse and trot to the rail (B). Turn left and continue to the end of the straightaway, around the curve and to the midpoint of the straightaway (A).

The workout has been completed - Thank You.

Walk	-----
Trot	- - - - -
Extended Trot	— — — — —
Canter	—————
Lead Change	
Back	
Reference Point	(B)

[SSE/8]

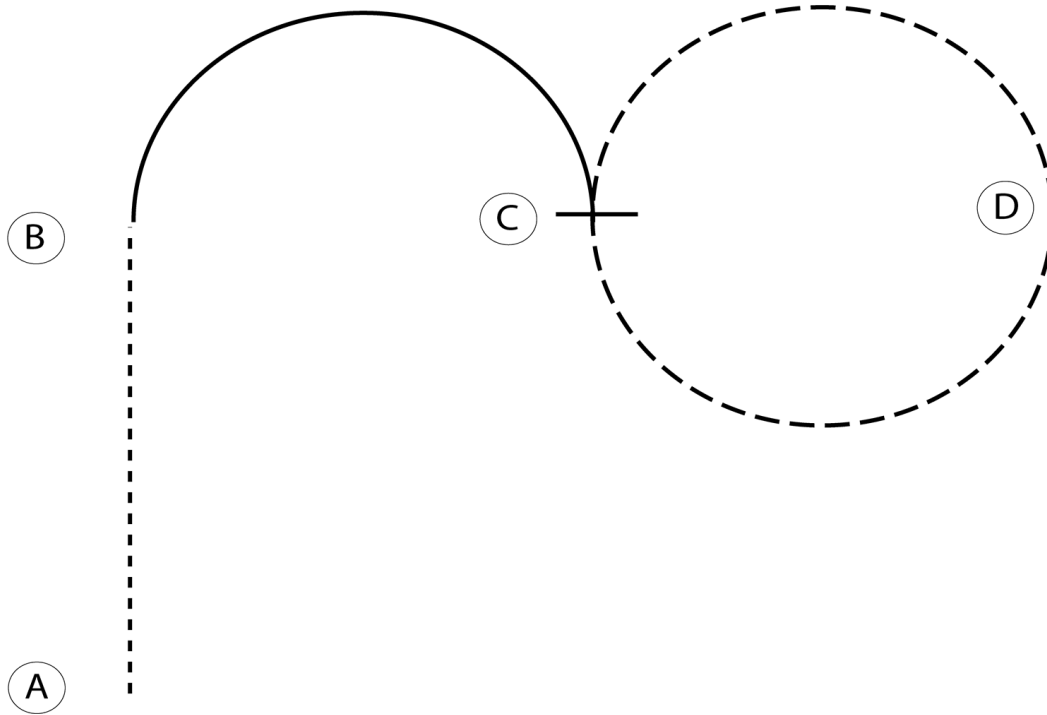
Pattern Provided by:

*MIHA*

# 2019 SENIOR DIVISION

## Hunt Seat Equitation

Show Date: Meet Three



Be ready at A.

1. Walk from A to B.
2. At B, canter on the right lead in a half circle to C.
3. At C, posting trot to D.
4. Sitting trot from D to C.
5. Stop at C.

Follow the instructions of your ring steward.

Walk	-----
Trot	- - - - -
Extended Trot	— — — — —
Canter	—————
Leg Yield	
Lead Change	↙ ↘
Back	← ← ← ← ←
Marker	(B)
Sidepass	← — — — — →
Hand Gallop	— — — — —

[HSE/1-16]

Pattern Provided by:

*MIHA*

w w w . H o r s e S h o w P a t t e r n s . c o m

w w w . H o r s e S h o w P a t t e r n s . c o m

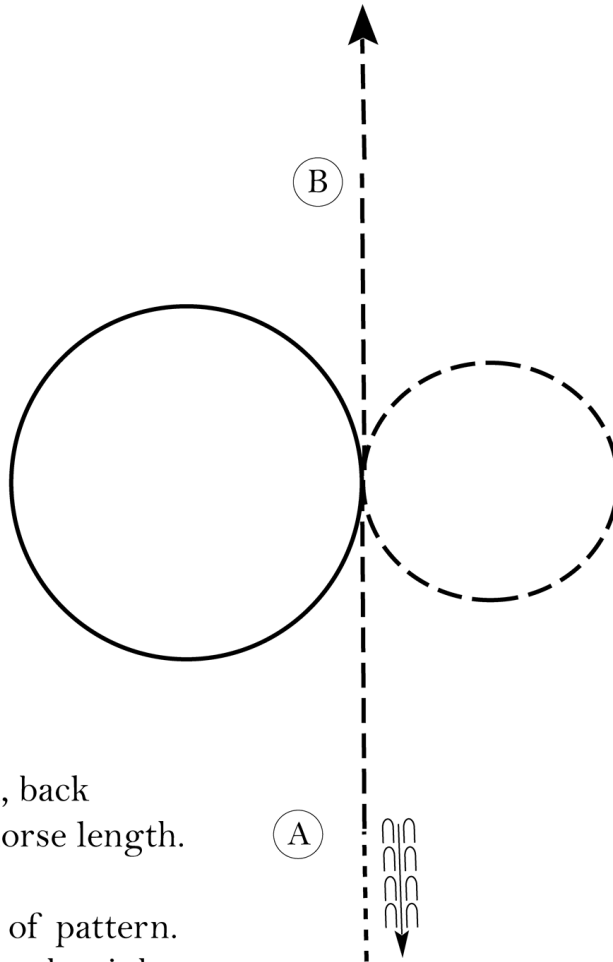
# 2019 SENIOR DIVISION

## Hunt Seat Bareback

Show Date: Meet Three

w w w . H o r s e S h o w P a t t e r n s . c o m

w w w . H o r s e S h o w P a t t e r n s . c o m



Be ready at A.

1. When acknowledged, back approximately one horse length.
2. Walk to A.
3. Sitting trot to center of pattern.
4. Posting trot a circle to the right.
5. Canter a larger circle to the left.
6. Posting trot on the right diagonal straight away from B.

Pattern is over once you have trotted past B more than 2 horse lengths.

Follow the instructions of your ring steward.

Walk	-----
Trot	- - - - -
Extended Trot	— — — — —
Canter	—————
Leg Yield	
Lead Change	— / —
Back	← ← ← ← ←
Marker	⊙
Sidepass	← — — — — →
Hand Gallop	— — — — —

[HSE/1-55]

Pattern Provided by:

**MIHA**

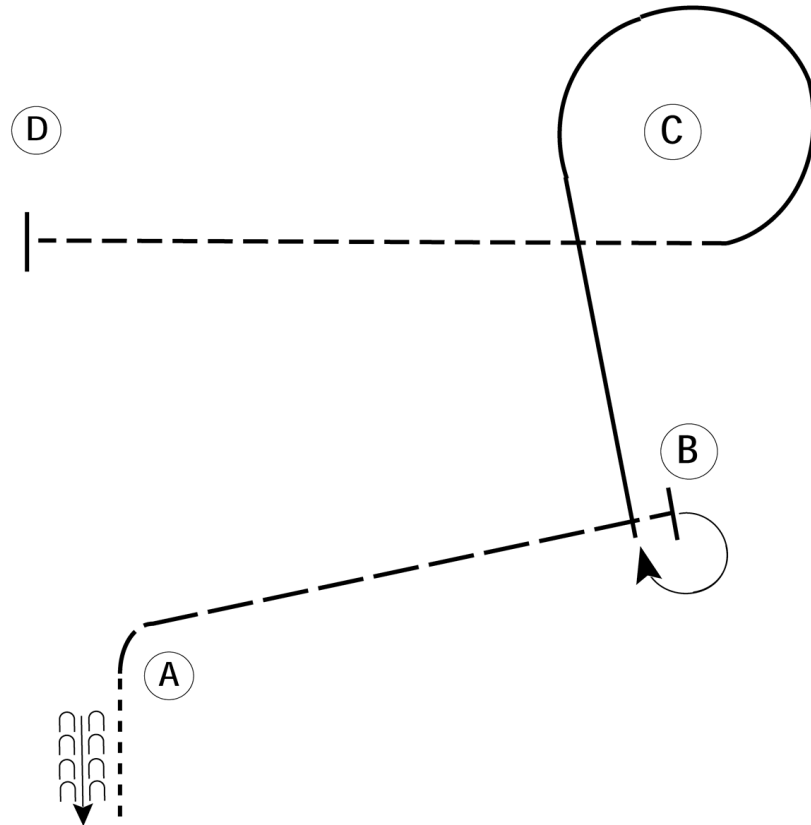
# 2019 SENIOR DIVISION

## Western Horsemanship

Show Date: Meet Three

www.HorseShowPatterns.com

www.HorseShowPatterns.com



Be ready at A.

1. Back approximately one horse length.
2. Walk to A.
3. Jog to B.
4. Stop at B. Perform a 270 degree turn to the right.
5. Lope on the right lead to and around C.
6. Jog to D.
7. Stop at D.

Follow the instructions of your ring steward.

<b>Walk</b>	-----
<b>Jog</b>	- - - - -
<b>Extended Jog</b>	- - - - -
<b>Lope</b>	—————
<b>Leg Yield</b>	
<b>Lead Change</b>	— / —
<b>Back</b>	← ← ← ← ←
<b>Marker</b>	⊙
<b>Sidepass</b>	← — — — — →

[WH/1-57]

Pattern Provided by:

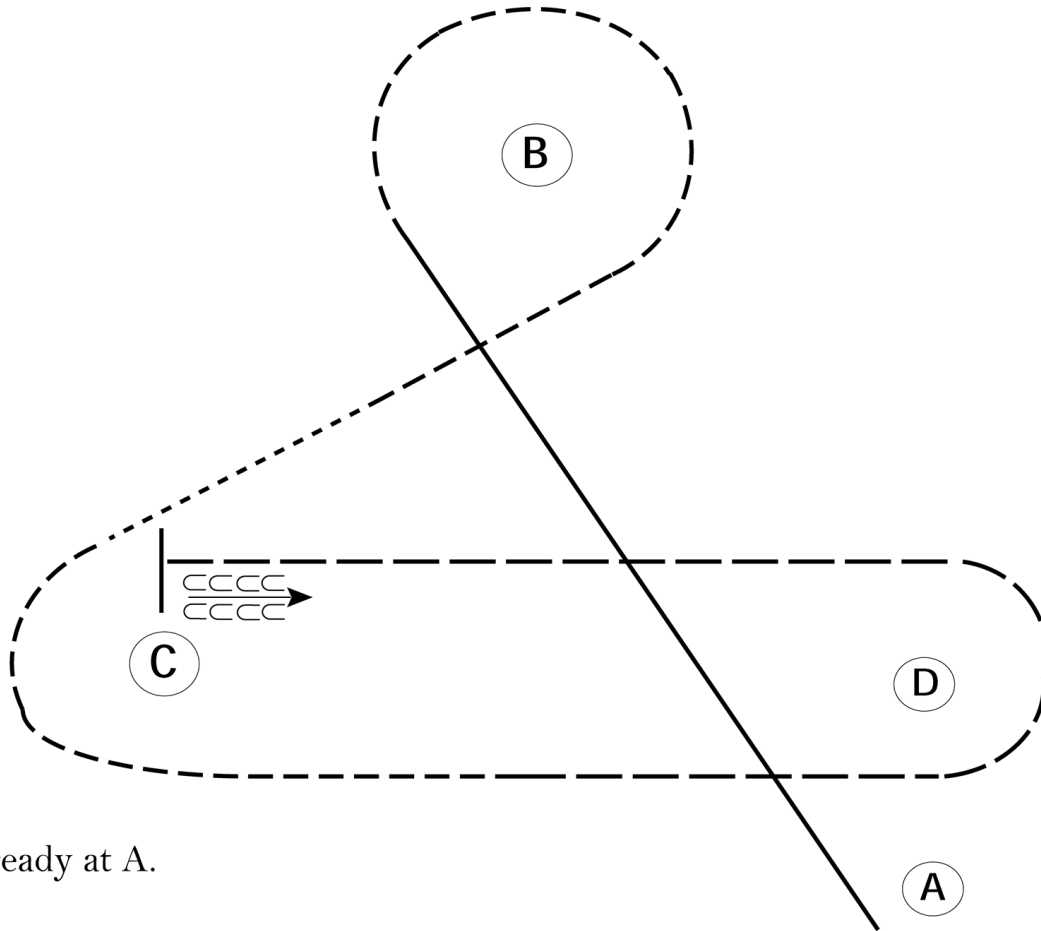
*MIHA*



# 2019 SENIOR DIVISION

## Western Bareback

Show Date: Meet Three



Be ready at A.

1. Lope on the left lead to B.
2. At B, jog around B and halfway to C.
3. Halfway to C, walk and walk to C.
4. At C, jog around C and halfway to D.
5. Halfway to D, extend the jog to and around D and to C.
6. Stop at C and back approximately one horse length.

Follow the instructions of your ring steward.

Walk	-----
Jog	-----
Extended Jog	-----
Lope	-----
Leg Yield	
Lead Change	---/---
Back	←--- ←---
Marker	⊙
Sidepass	←-----→

[WH/1-54]

Pattern Provided by:

**MIHA**

w w w . H o r s e S h o w P a t t e r n s . c o m

w w w . H o r s e S h o w P a t t e r n s . c o m

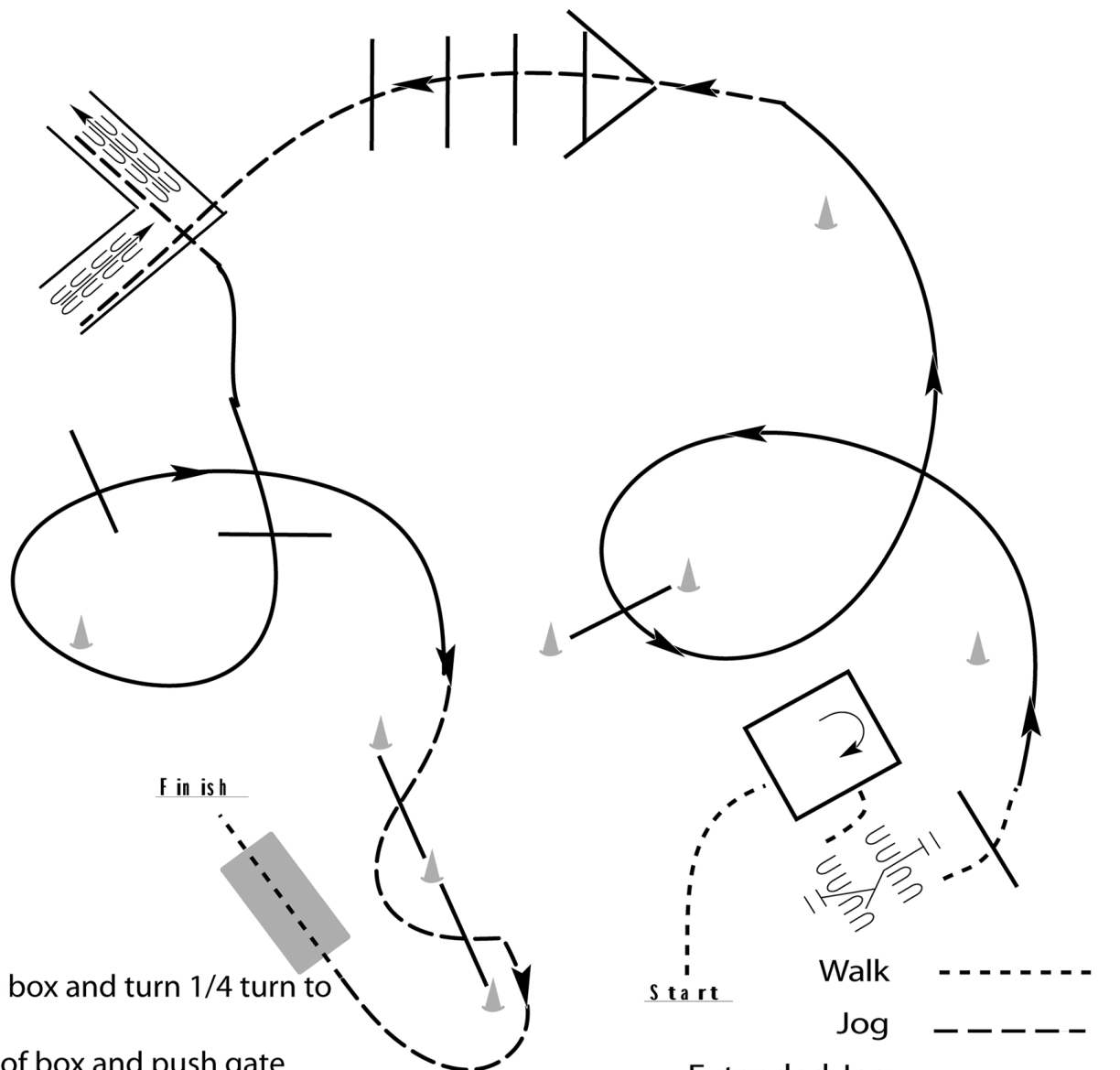
# 2019 SENIOR DIVISION

## Trail

Show Date: Meet Three

w w w . H o r s e S h o w P a t t e r n s . c o m

w w w . H o r s e S h o w P a t t e r n s . c o m



1. Walk into box and turn 1/4 turn to the right
2. Walk out of box and push gate with left hand
3. Walk over pole then lope on the left lead over pole
4. Jog over poles and into chute
5. Back the L
6. Jog out of chute then lope over poles on the right lead
7. Jog over poles
8. Walk over bridge to finish

Walk	-----
Jog	- - - - -
Extended Jog	— — — — —
Lope	—————
Leg Yield	
Lead Change	— / —
Back	← ← ← ← ←
Marker	(B)
Sidepass	← — — — — →

[T/1-14]

Pattern Provided by:  
**MIHA**