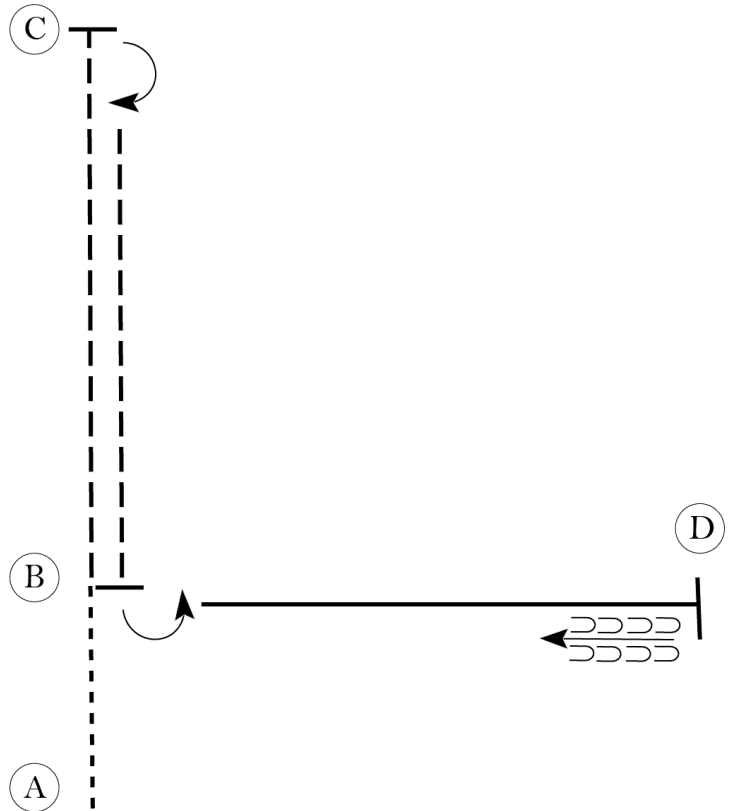


2019 Junior Meet #2

Saddle Seat Equitation

Show Date:



Be ready at A.

1. Walk A to B.
2. At B, posting trot on the left diagonal to C.
3. *At C, stop and reverse to the right*
4. Posting trot on the right diagonal to B.
5. *At B, stop and reverse to the left*
6. Canter on the right lead to D.
7. At D stop and back four steps.

Walk	-----
Trot	- - - - -
Extended Trot	-----
Canter	—————
Leg Yield	
Lead Change	↙ ↘
Back	← ← ← ← ←
Marker	(B)
Sidepass	← - - - - →
Hand Gallop	—————

[SSE/20]

Pattern Provided by:

MIHA Pattern Committee

www.HorseShowPatterns.com

www.HorseShowPatterns.com

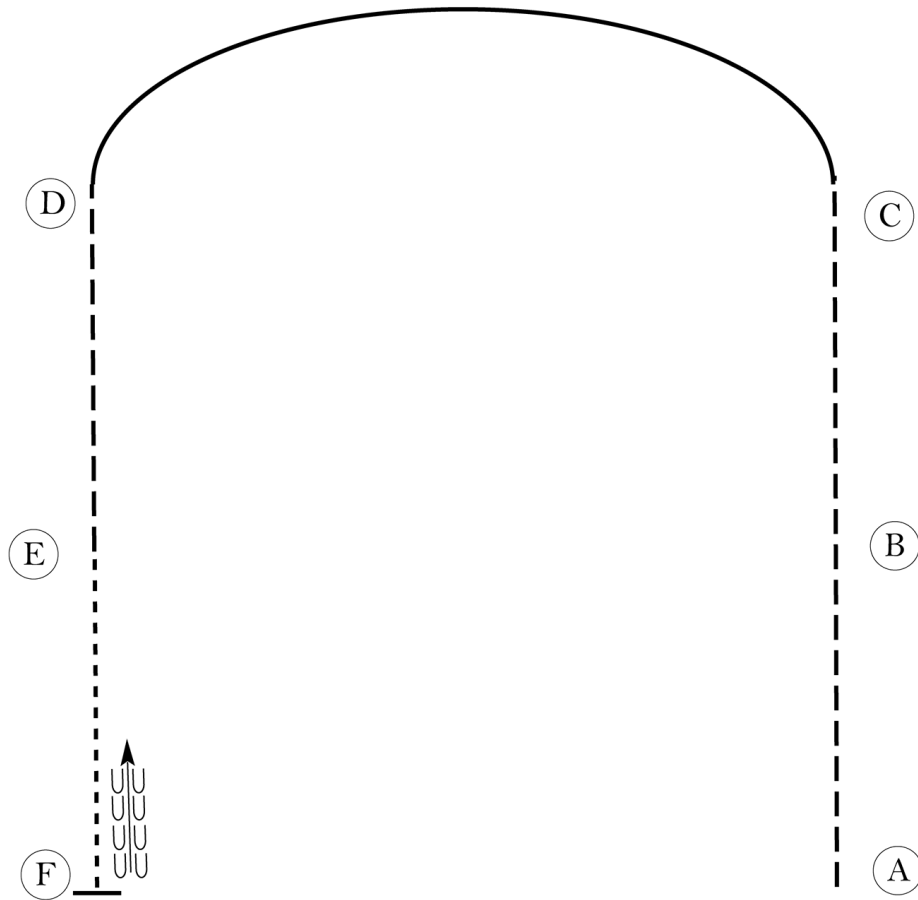
2019 Junior Meet #2

Hunt Seat Equitation

Show Date:

w w w . H o r s e S h o w P a t t e r n s . c o m

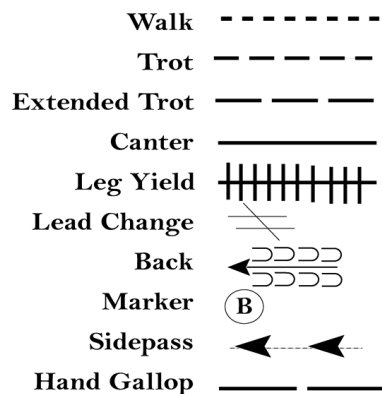
w w w . H o r s e S h o w P a t t e r n s . c o m



Be ready at A.

1. Sitting trot from A to B.
2. Right diagonal posting trot from B to C.
3. Left lead from C to D.
4. Left diagonal trot from D to E.
5. Walk from E to F.
6. Stop at F and back approximately one horse length.

Follow the instructions of your ring steward.



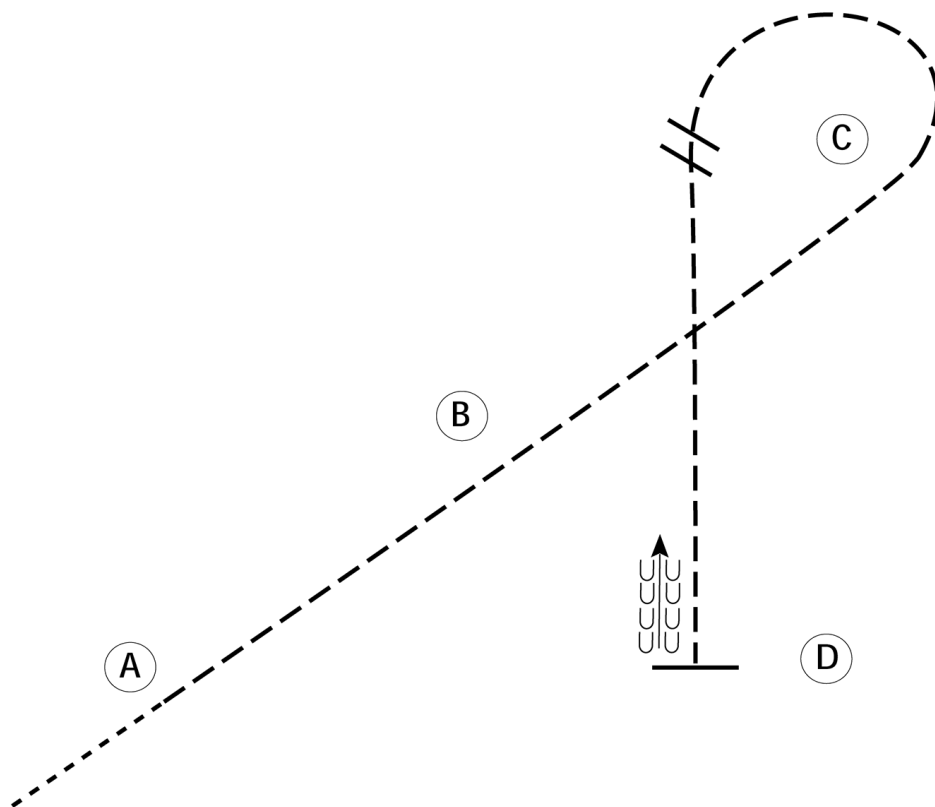
[HSE/1-53]

Pattern Provided by:
MIHA Pattern Committee

2019 Junior Meet #2

English Bareback/ English W/T

Show Date:



Be ready before A.

1. Walk to A.
2. Sitting trot to B.
3. Posting trot on the right diagonal to and around C.
4. At C, change diagonals.
5. Posting trot on the left diagonal to D.
6. Stop at D. Back approximately one horse length.
7. Follow the instructions of your ring steward.

Walk	-----
Trot	- - - - -
Extended Trot	-----
Canter	—————
Leg Yield	
Lead Change	↙ ↘
Back	← ← ← ← ←
Marker	(B)
Sidepass	← — — — — →
Hand Gallop	—————

[HSE/WT-14]

Pattern Provided by:

MIHA Pattern Committee

www.HorseShowPatterns.com

www.HorseShowPatterns.com

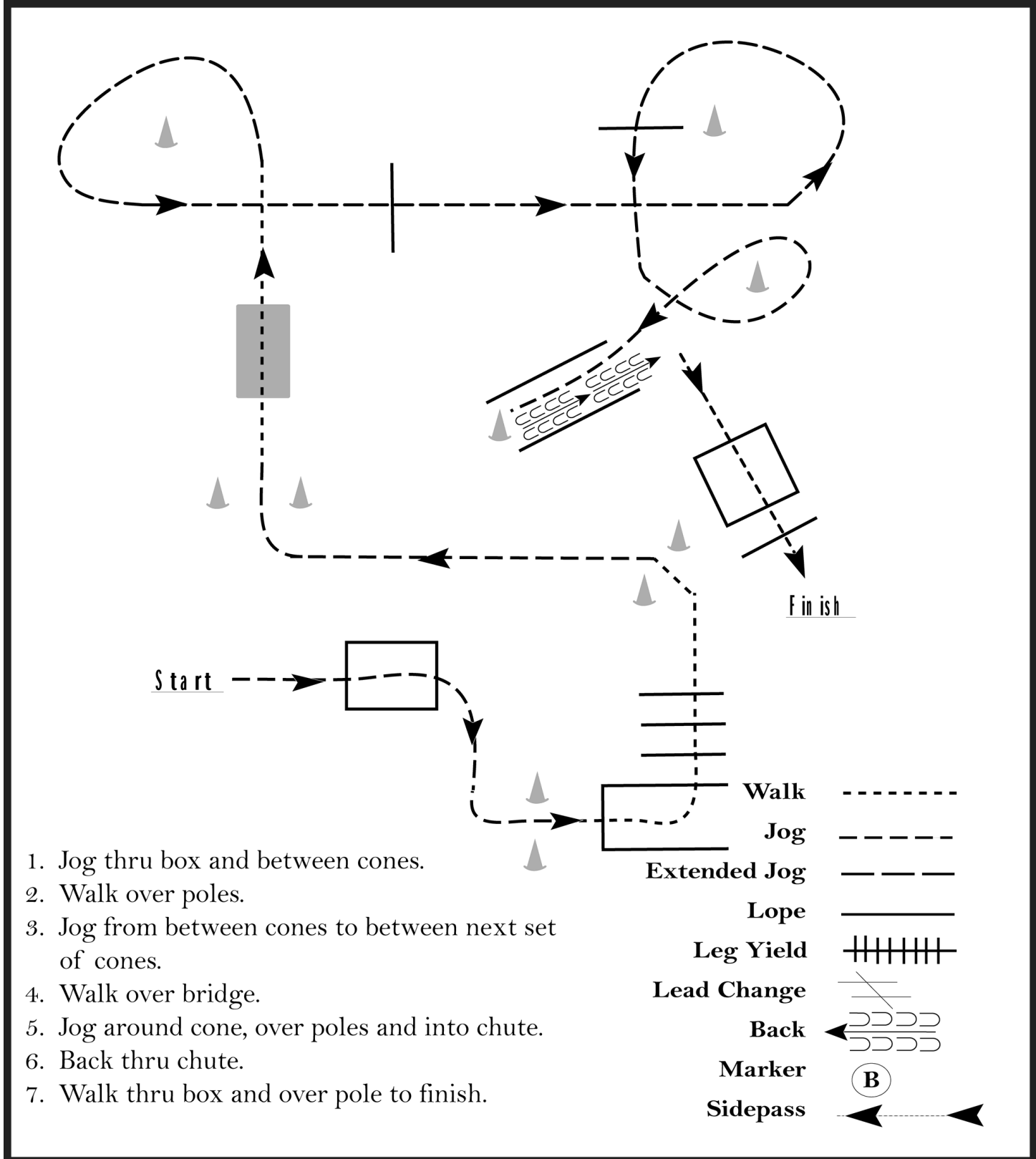
2019 Junior Meet #2

Trail

Show Date: _____

www.HorseShowPatterns.com

www.HorseShowPatterns.com



1. Jog thru box and between cones.
2. Walk over poles.
3. Jog from between cones to between next set of cones.
4. Walk over bridge.
5. Jog around cone, over poles and into chute.
6. Back thru chute.
7. Walk thru box and over pole to finish.

Walk
Jog	-----
Extended Jog	- - - - -
Lope	—————
Leg Yield	
Lead Change	////
Back	←←←←
Marker	ⓑ
Sidepass	----->

[T/WT-24]

Pattern Provided by:
MIHA Pattern Committee

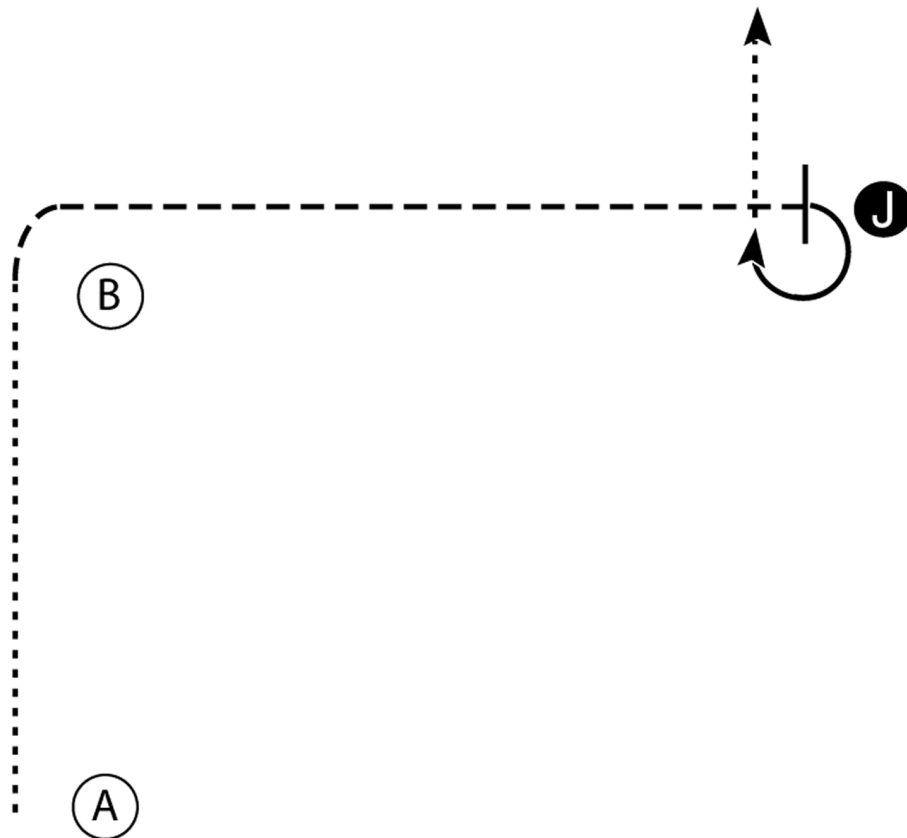
2019 Junior Meet #2

Western Showmanship


Show Date:


w w w . H o r s e S h o w P a t t e r n s . c o m


w w w . H o r s e S h o w P a t t e r n s . c o m





1. Walk from A to B.
2. Trot from B to the Judge.
3. Stop and set up for inspection.
4. When dismissed perform a 270 degree turn and walk straight away from the Judge.

Walk 

Trot 

Back 

Marker 

Judge 

[SWT-2]

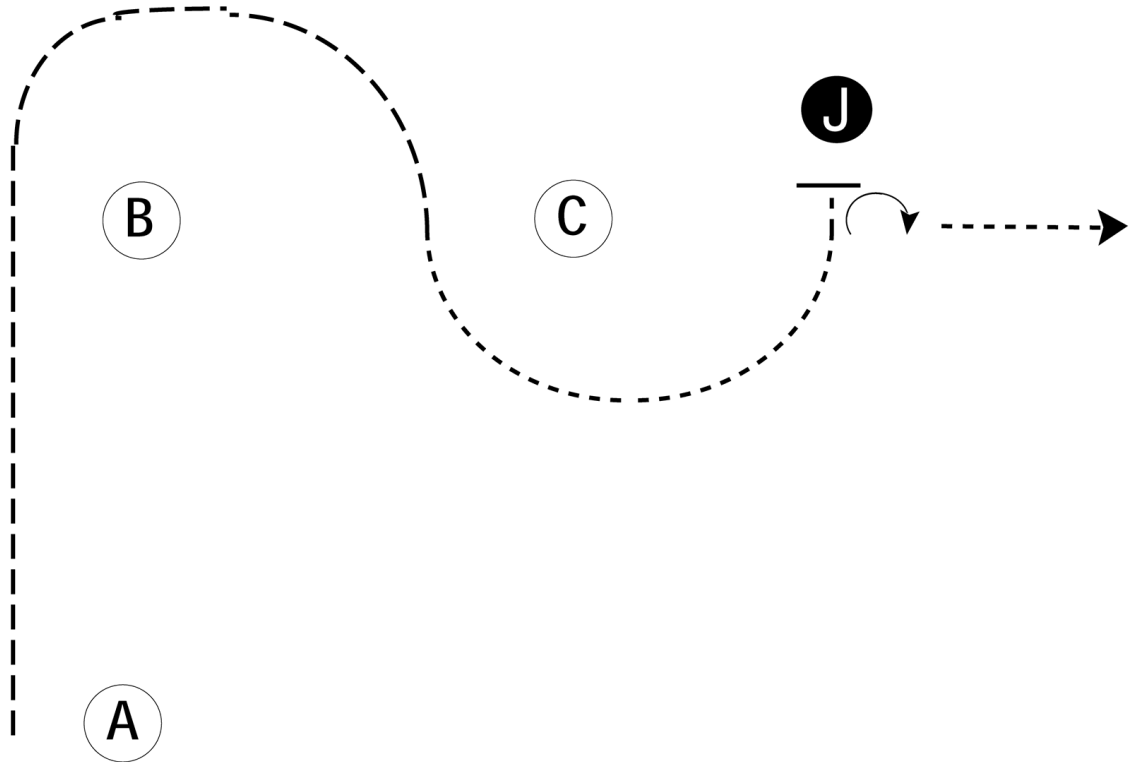
Pattern Provided by:

MIHA Pattern Committee

2019 Junior Meet #2

Saddle Seat Showmanship

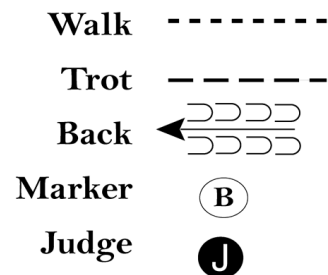
Show Date:



Be ready at A.

1. Walk from A to B.
2. Trot from B to C.
3. Walk from C to the Judge.
4. Stop and set up for inspection.
5. When dismissed, perform a 90 degree turn.
6. Walk straight away from the Judge.

Follow the instructions of your ring steward.



[S/WT-35]

Pattern Provided by:

MIHA Pattern Committee

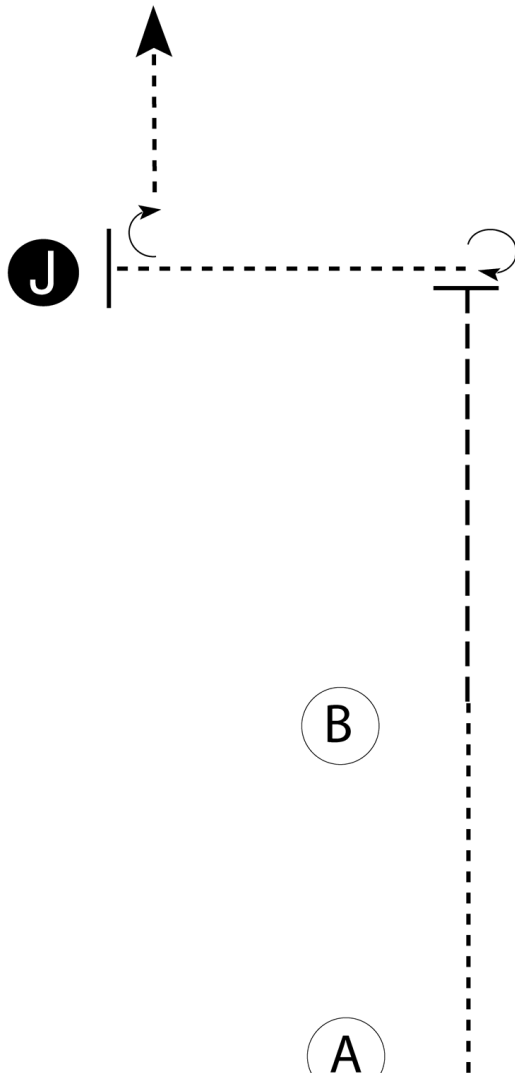
2019 Junior Meet #2

Hunt Seat Showmanship

Show Date:

w w w . H o r s e S h o w P a t t e r n s . c o m

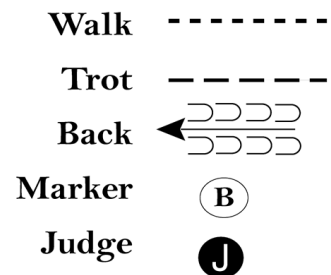
w w w . H o r s e S h o w P a t t e r n s . c o m



Be ready at A.

1. When acknowledged, walk to B.
2. Trot until even with judge and stop.
3. Perform a 270 degree turn.
4. Walk to judge, stop and set up for inspection.
5. When dismissed, perform a 90 degree turn.
6. Walk straight away from judge.

Follow the instructions of your ring steward.



[S/WT-65]

Pattern Provided by:

MIHA Pattern Committee

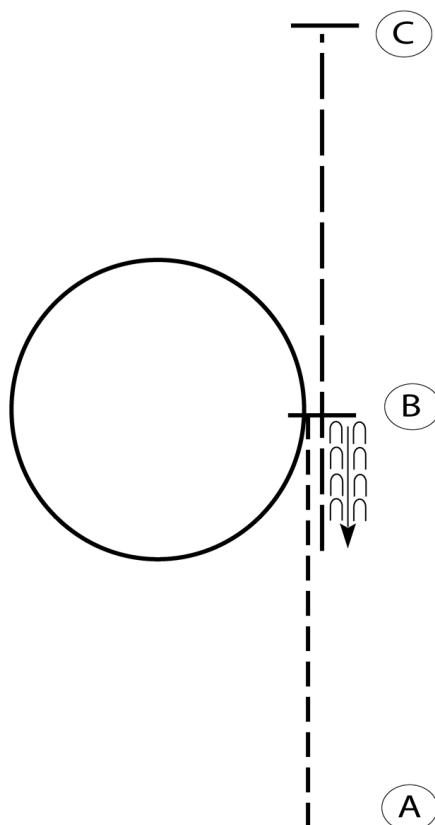
2019 Junior Meet #2

Western Equitation

Show Date:

w w w . H o r s e S h o w P a t t e r n s . c o m

w w w . H o r s e S h o w P a t t e r n s . c o m



Be ready at A.

1. Jog from A to B.
2. Lope a circle to the left on the left lead.
3. Stop at B.
4. Back one horse length at B.
5. Extend the jog to C.
6. Stop at C.

Follow the instructions of your ring steward.

Walk	-----
Jog	- - - - -
Extended Jog	- - - - -
Lope	—————
Leg Yield	
Lead Change	— / —
Back	← C C C C C C C C C C
Marker	Ⓚ
Sidepass	←-----→

[WH/1-18]

Pattern Provided by:

MIHA Pattern Committee

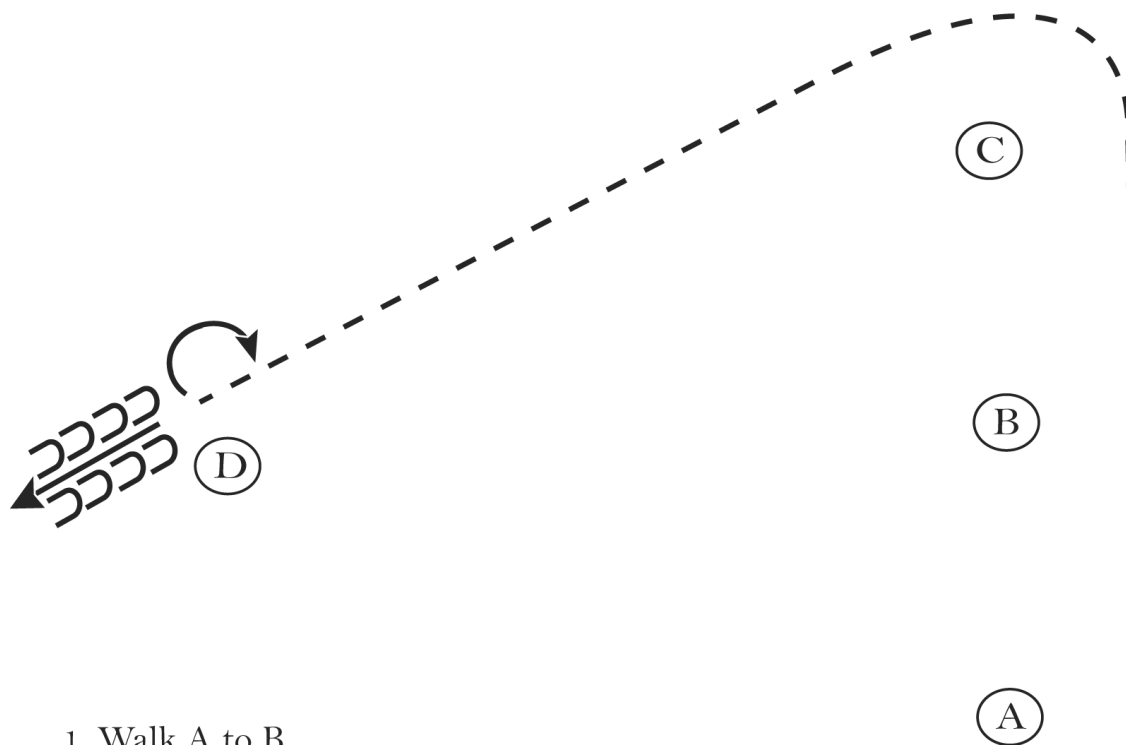
2019 Junior Meet #2

Western Bareback/Western W/T

Show Date:

w w w . H o r s e S h o w P a t t e r n s . c o m

w w w . H o r s e S h o w P a t t e r n s . c o m



1. Walk A to B.
2. At B jog around C to D.
3. At D perform a 180 degree turn to the right.
4. Back 4 steps.

Walk
Jog	-----
Extended Jog	- - - - -
Lope	—————
Leg Yield	
Lead Change	///
Back	←←←←
Marker	(B)
Sidepass	←- - - ->

[WH/WT-10]

Pattern Provided by:

MIHA Pattern Committee