

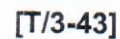


**43rd Annual  
2017 Michigan Interscholastic Horsemanship Association  
State Championship Pattern Book  
October 12-15, 2017**



www.hotsnowpatterns.com

Show Date: 10/12-15/2017

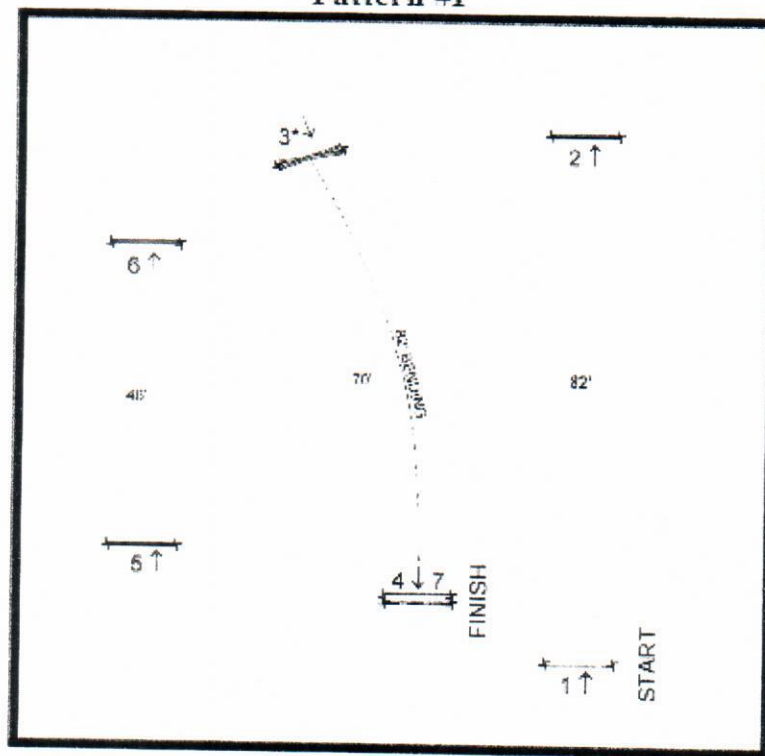


**MIHA**

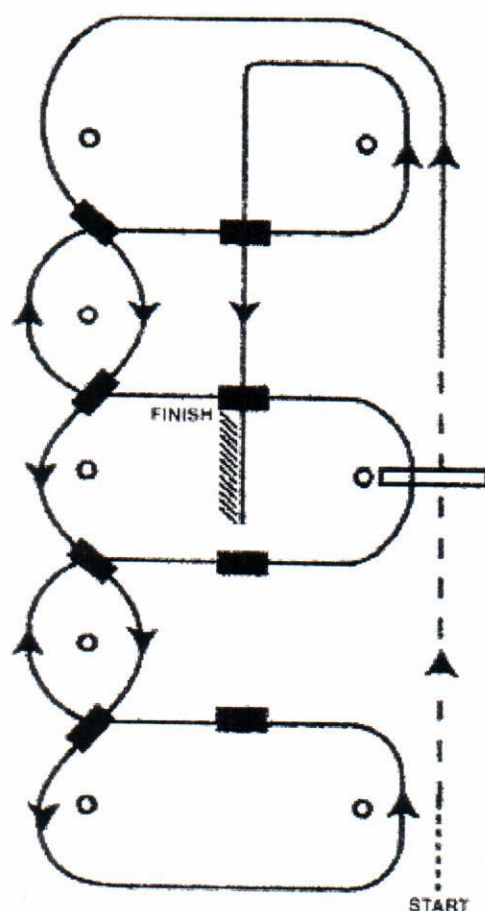
High School Equitation over Fences Pattern:

**High School**  
*Equitation Over Fences*

Pattern #1



# High School Western Riding Pattern #1



Walk .....  
 Jog ————  
 Lope ————  
 Back |||||

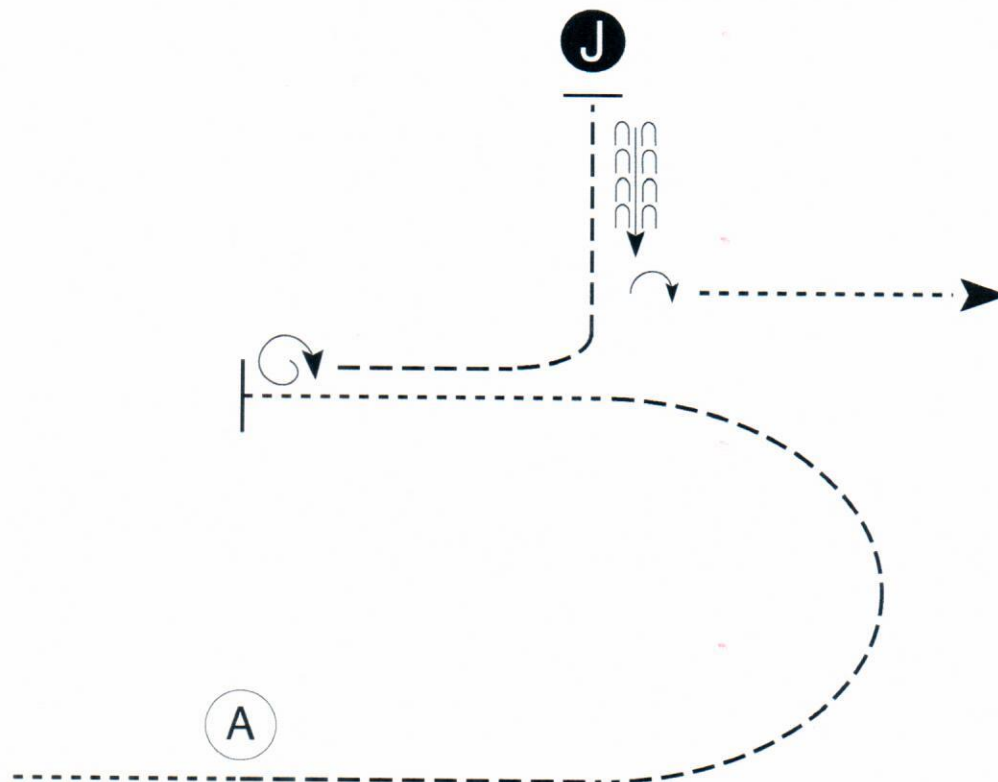
Marker O  
 Recommended changing area ■  
 Log ————

1. Walk, transition to jog, jog over log.
2. Transition to left lead and lope around end.
3. First line change.
4. Second line change.
5. Third line change.
6. Fourth line change and lope around the end of arena.
7. First crossing change.
8. Second crossing change.
9. Lope over log.
10. Third crossing change.
11. Fourth crossing change.
12. Lope up the center, stop and back.

# 2017 MIHA STATE FINALS

## WESTERN SHOWMANSHIP (ALL DIVISIONS)

Show Date: 10/12-15/2017



Be ready before A.

1. Walk to A.
2. Trot in a half circle until even with Judge.
3. Walk in a straight line until even with A.
4. Stop and perform a 1 1/2 turn.
5. Trot an arc to judge.
6. Stop and set up for inspection.
7. When dismissed, back approximately one horse length.
8. Perform a 1/4 turn and walk straight away.

Follow the instructions of your ring steward.

Walk -----  
 Trot -----  
 Back ← -----  
 Marker (B)  
 Judge (J)

Pattern Provided by:

MIHA

[S/3-83]



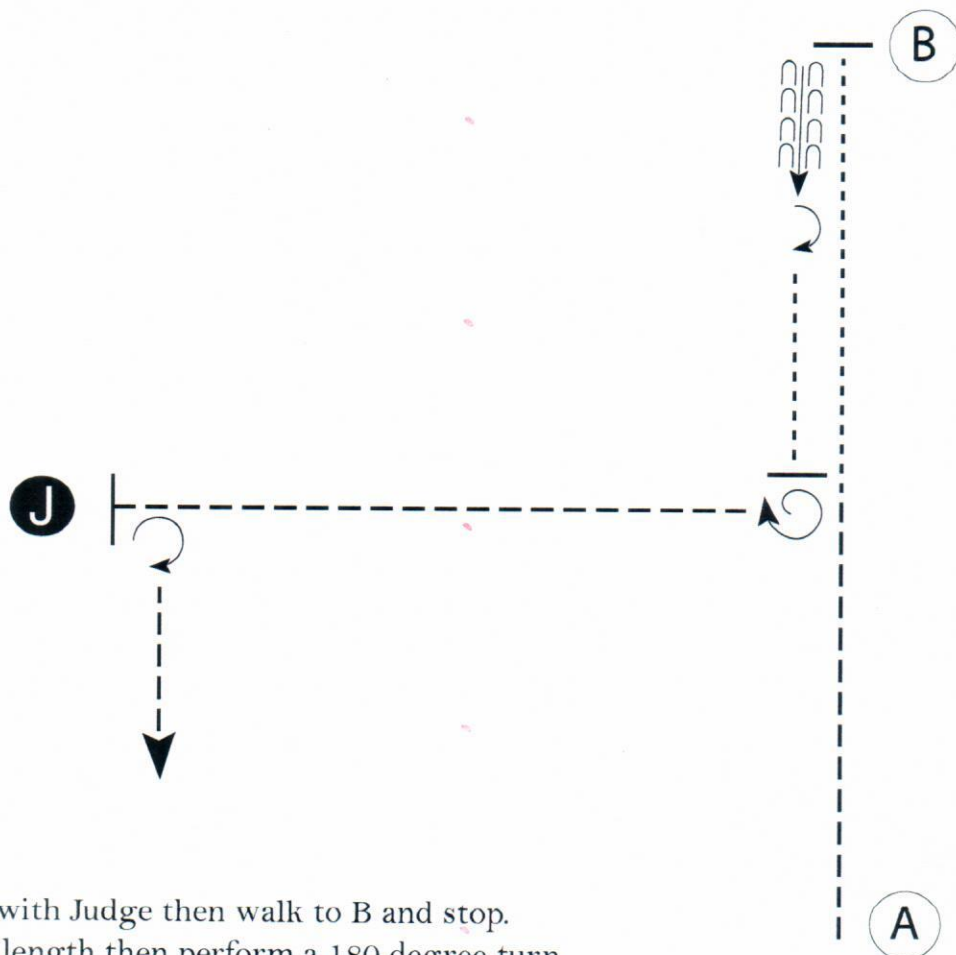
# 2017 MIHA STATE FINALS

## HUNTSEAT SHOWMANSHIP (ALL DIVISIONS)

Show Date: 10/12-15/2017

www.HorseShowPatterns.com

www.HorseShowPatterns.com



Be ready at A.

1. Trot until even with Judge then walk to B and stop.
2. Back one horse length then perform a 180 degree turn.
3. Walk until your horse's hip is even with Judge.
4. Perform a 1 1/4 turn.
5. Trot to Judge.
6. Set up.
7. Inspection. When dismissed, perform a 270 degree turn and trot to exit.

Walk -----  
 Trot -----  
 Back ←=====

Marker (B)  
 Judge (J)

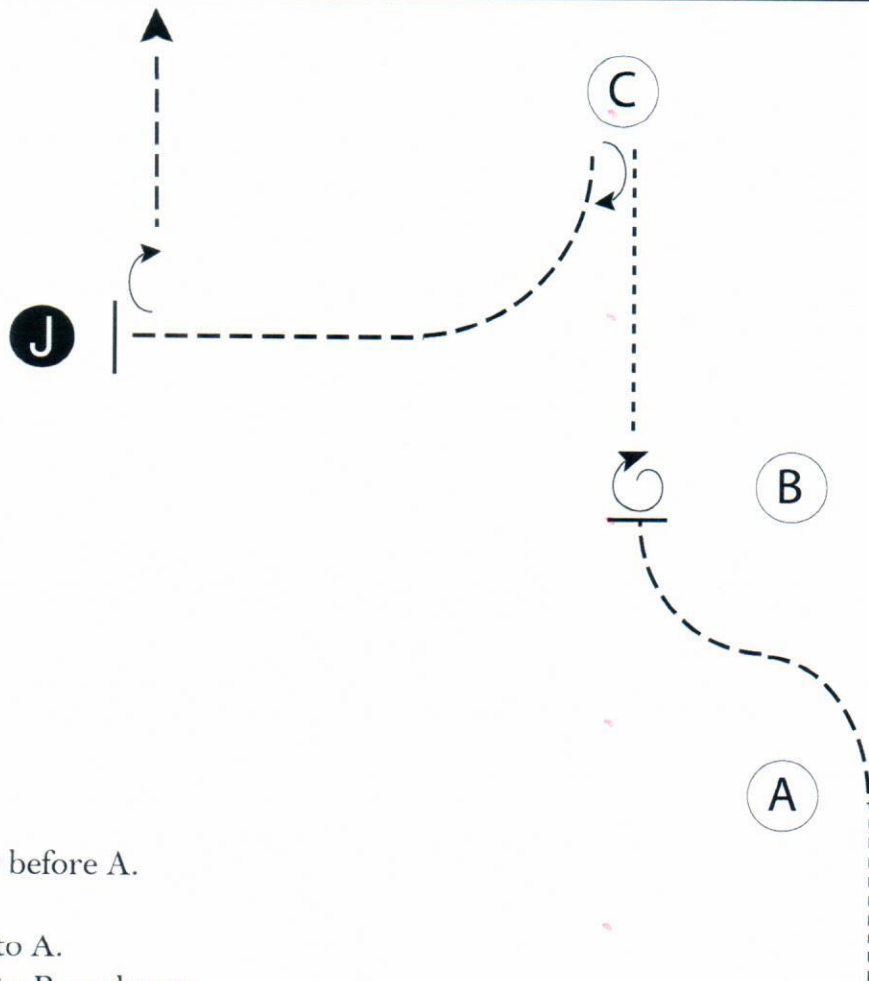
[S/3-120]

Pattern Provided by:  
**MIHA**

# 2017 MIHA STATE FINALS

## SADDLESEAT SHOWMANSHIP (ALL DIVISIONS)


Show Date: 10/12-15/2017



Be ready before A.

1. Walk to A.
2. Trot to B as shown.
3. Stop at B and perform a full turn.
4. Walk to C.
5. Perform a 180 degree turn and trot to Judge.
6. Perform a 1/4 turn and set up for inspection.
7. When dismissed, exit at a trot.

Follow the instructions of your ring steward.

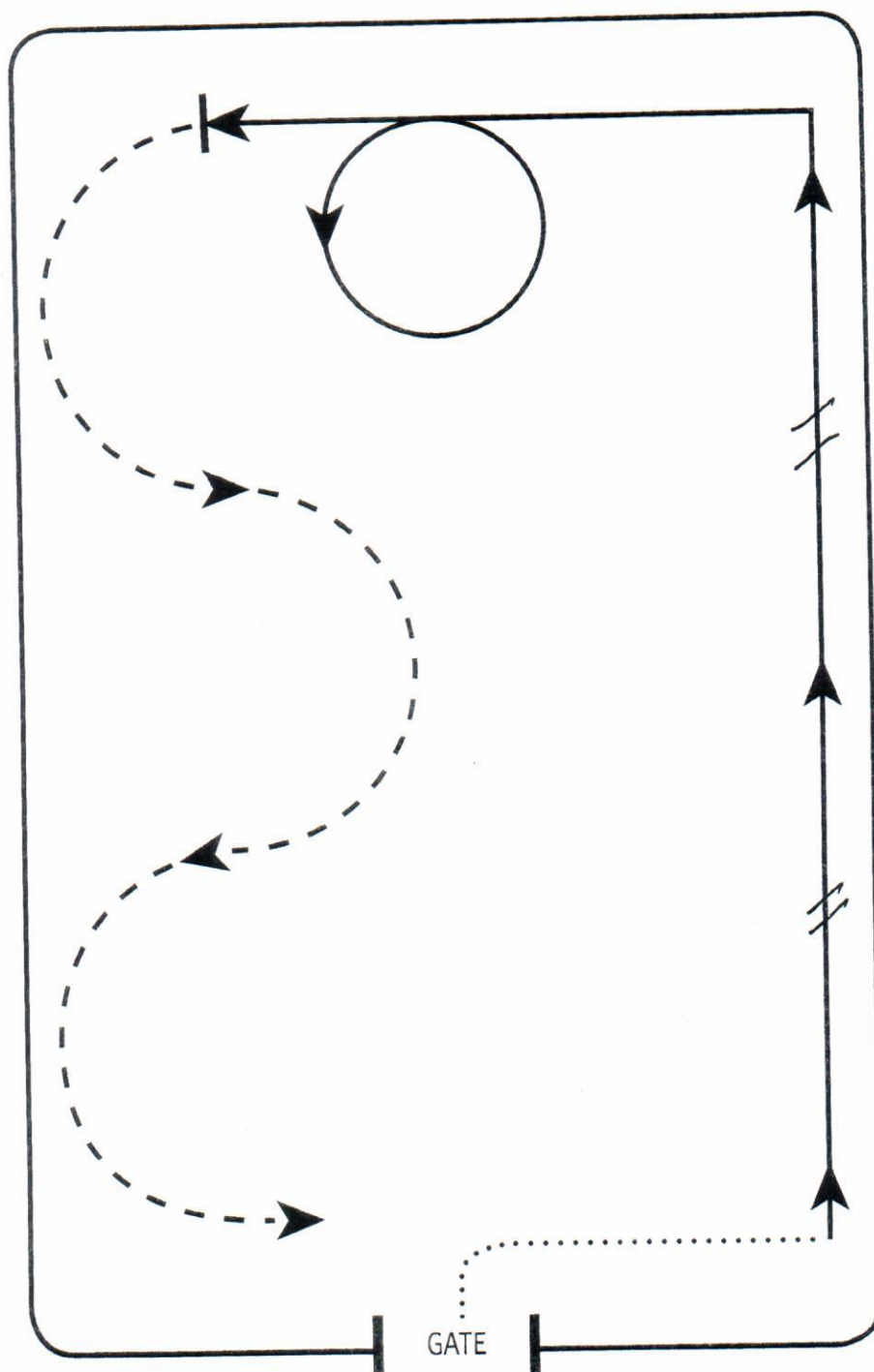
Walk -----  
Trot - - - - -  
Back ←   
Marker (B)  
Judge (J)

[S/2-91]

Pattern Provided by:

MIHA

## Saddle Seat PATTERN EE • Tests 7,10,13



Enter the ring at a walk and turn to the right. Beginning at the start of the straightaway canter beginning on the left lead and show two changes of lead. At the end of the straightaway halt.

Reposition and canter on the left lead and at the midpoint of the end continue to canter a circle to the left.

Halt in position to execute a serpentine.

Trot a three loop serpentine down the left side of the ring. Halt.

Return to the lineup or exit the ring at the trot.

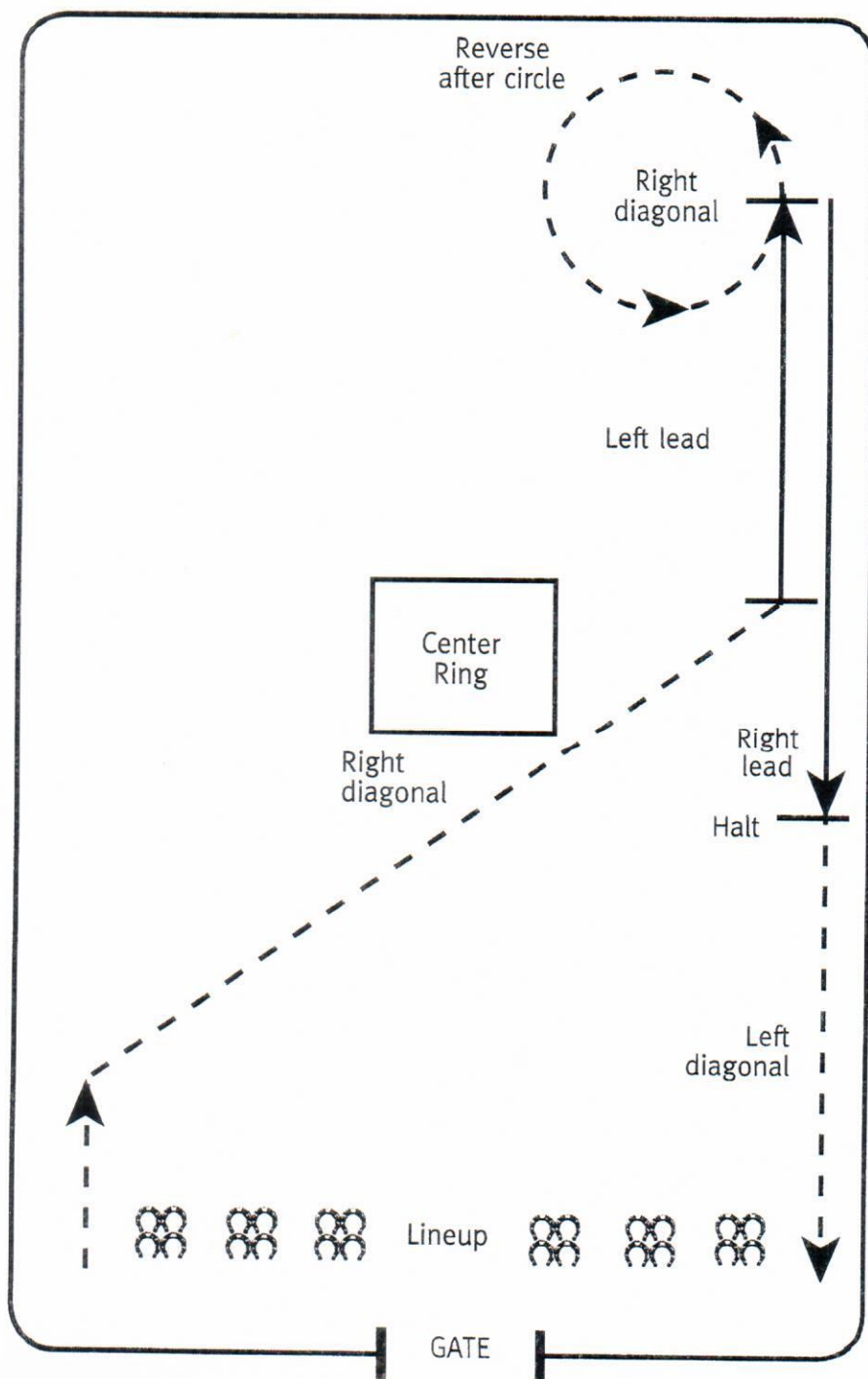
	Stop / Halt
	Canter
	Trot
	Walk
	Back
	Marker
	Lineup

// Lead Change

*If used at a Regional or National Show, pattern may not be run from the lineup.*



## Saddle Seat PATTERN W • Tests 2,3,4,13



From the beginning of the straightaway near the exit gate, trot a diagonal line on the right diagonal to the midpoint of the opposite straightaway. Halt.

Turn left so that you are parallel with the rail. Canter on the left lead to the three-quarter point on the straightaway. Halt.

Trot a circle on the right diagonal. Halt.

Reverse and canter on the right lead one-half the length of the straightaway. Halt.

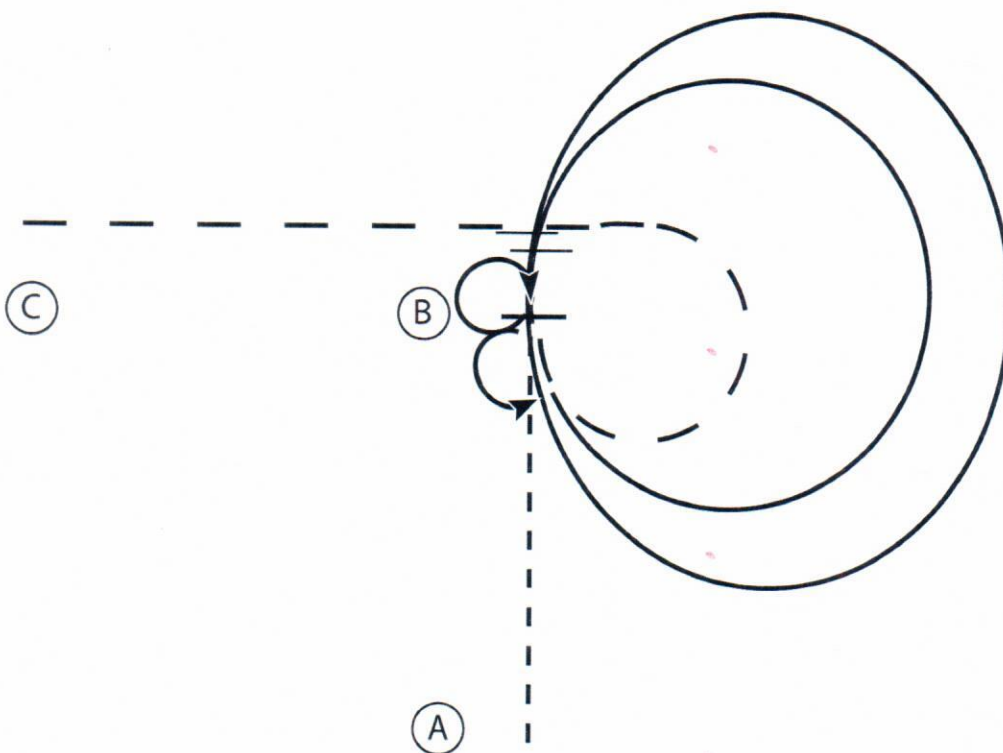
Trot on the left diagonal the remainder of the straightaway. Return to the lineup without stopping.

	Stop / Halt
	Canter
	Trot
	Walk
	Back
	Marker
	Lineup

# 2017 MIHA STATE FINALS

## WESTERN HORSMANSHIP (ALL DIVISIONS)

Show Date: 10/12-15/2017



1. Jog A to B
2. Stop at B and perform a 180 degree turn to the left
3. Lope a small slow circle to the left on the right lead
4. At B perform a lead change and lope a larger faster circle to the left
5. Stop at B and perform a 360 degree turn to the right
6. Extend the jog in a circle and then continue on the C
7. Stop at C

Walk	.....
Jog	-----
Extended Jog	-----
Lope	=====
Leg Yield	
Lead Change	
Back	
Marker	(B)
Sidepass	

[WH/3-12]

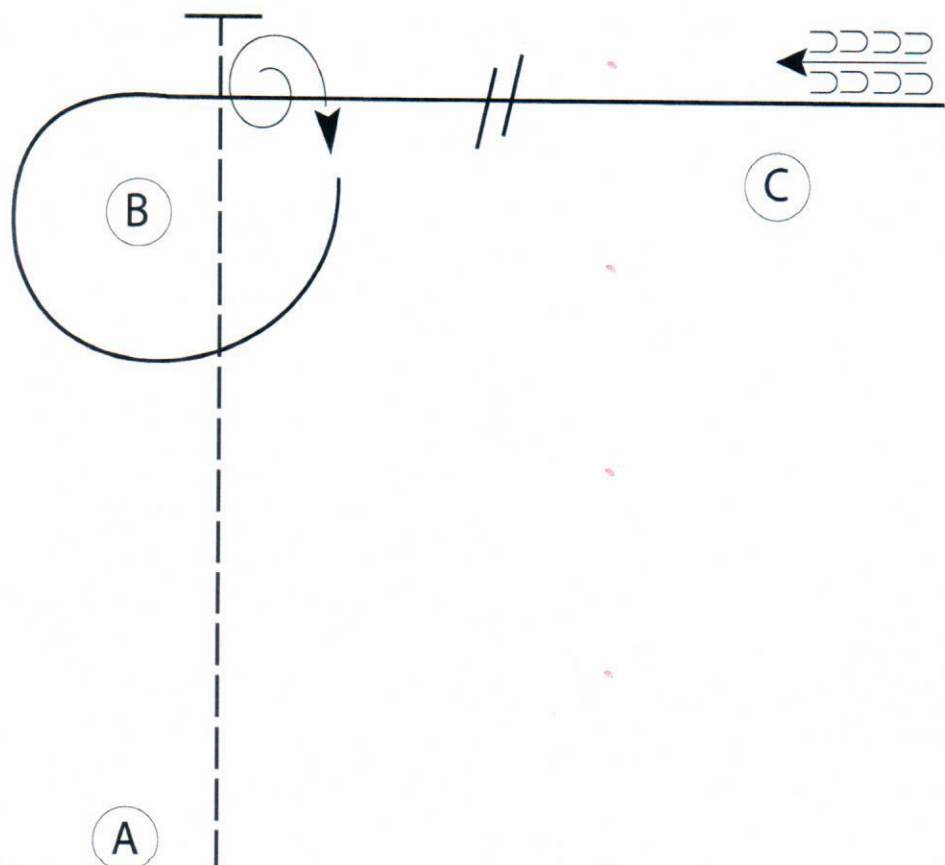
Pattern Provided by:

**MIHA**

# 2017 MIHA STATE FINALS

## WESTERN HORSMANSHIP BAREBACK (ALL DIVISIONS)

Show Date: 10/12-15/2017



Be ready at A.

1. Perform an extended jog from A past B
2. Stop past B and perform a 540 degree turn to the right.
3. Lope on the right lead around B and continue towards C.
4. Half way between B and C perform a simple lead change.
5. Continue to lope past C and stop.
6. Back to C.

Follow the instructions of your ring steward.

Walk	-----
Jog	- - - - -
Extended Jog	— — — — —
Lope	—————
Leg Yield	
Lead Change	— / —
Back	← — — — —
Marker	(B)
Sidepass	← — — — — →

[WH/3-6]

Pattern Provided by:

**MIHA**



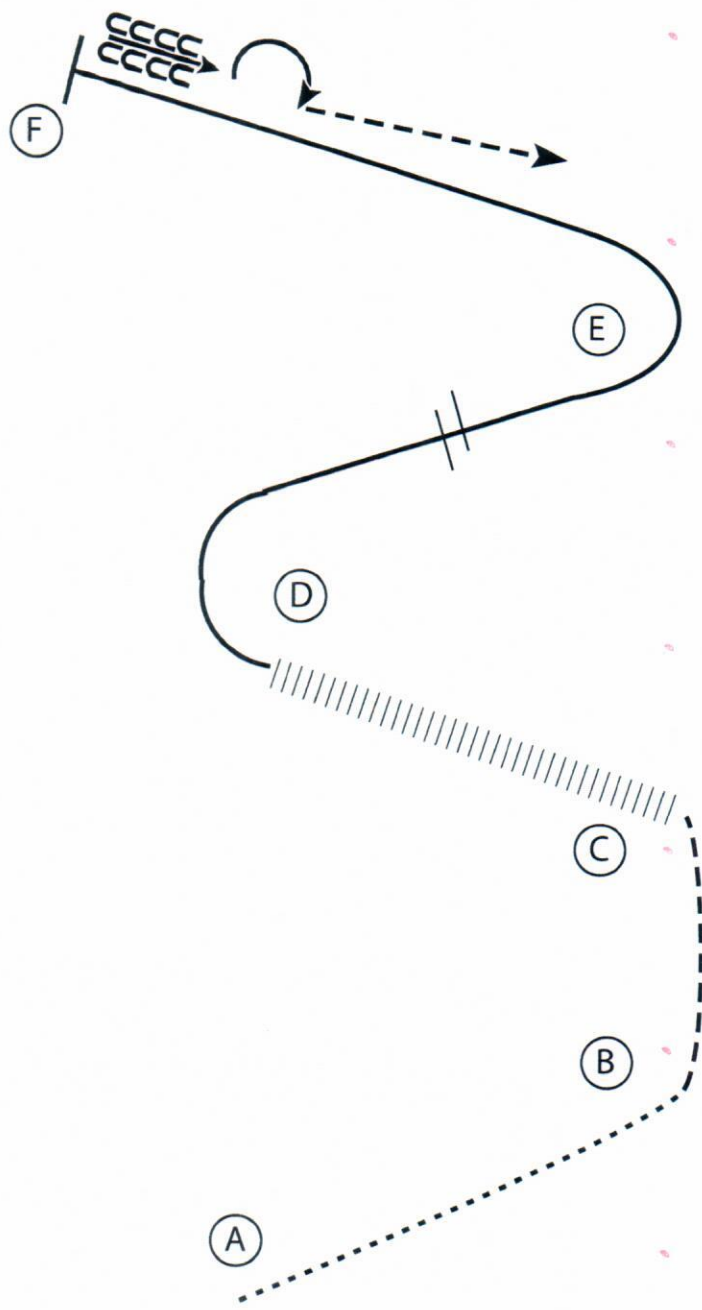
# 2017 MIHA STATE FINALS

## HUNTSEAT EQUITATION (ALL DIVISIONS)

Show Date: 10/12-15/2017

www.HorseShowPatterns.com

www.HorseShowPatterns.com



1. Walk A to B
2. Sitting trot B to C
3. Leg yield C to D
4. At D canter on the right lead towards E
5. When halfway to E perform a lead change and continue at the canter around E to F
6. At F stop and back 4 steps
7. Perform a 180 degree turn to the right on the forehand
8. Posting trot on the left diagonal to exit

Walk	.....
Trot	-----
Extended Trot	-----
Canter	=====
Leg Yield	
Lead Change	↗↘
Back	←←←←
Marker	(B)
Sidepass	←←

[HSE/3-13]

Pattern Provided by:

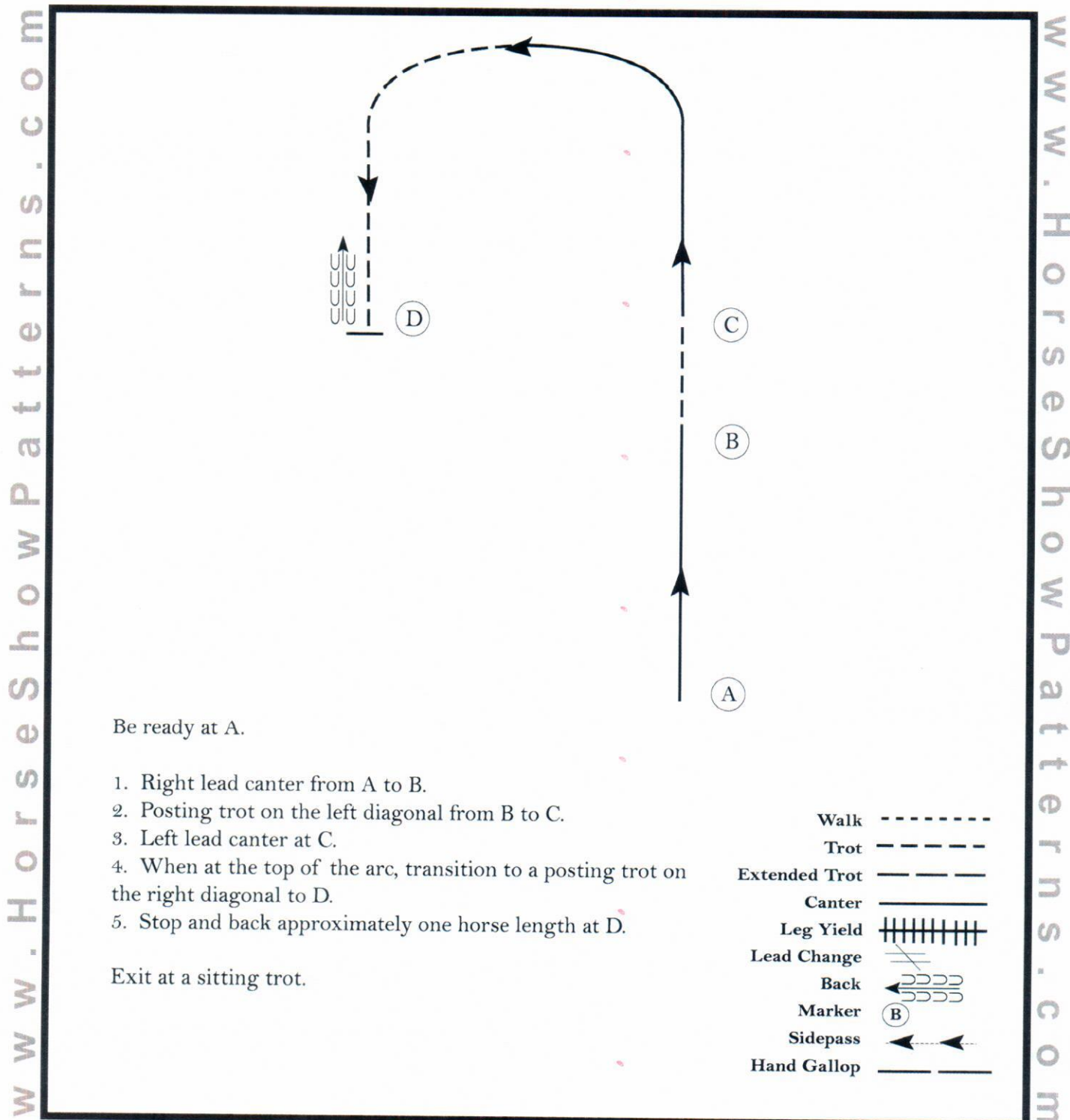
**MIHA**



# 2017 MIHA STATE FINALS

## HUNTSEAT EQUITATION BAREBACK (ALL DIVISIONS)

Show Date: 10/12-15/2017



[HSE/3-20]

Pattern Provided by:

MIHA

## High School Saddle Seat Pattern #1

Each item to be scored from 0-10 points.

Total possible is 100 points.

(All trot work will be performed at the rising trot on the correct diagonal unless specified.)

#	Movement	Points	Score
1	From the start point, trot or second gait to point A. Halt.	10	
2	Pivot to face point B. Canter on the left lead to point B and continue cantering a circle to your left. Halt.	10	
3	Perform a circle to your right at the trot or second gait and continue to point C. Halt.	10	
4	Pivot to face point D. Drop your irons.	10	
5	Canter on the right lead to point D. Halt.	10	
6	Trot or second gait to point E. Halt. Pick up your irons.	10	
7	Trot or second gait to the finish point.	10	
8	Rider's position.	10	
9	Riders effective use of aids.	10	
10	Overall impression (Exhibitor presentation, accuracy of figures, suitability of horse/rider combination, ringmanship, etc.	10	
<b>Total</b>		<b>100</b>	

