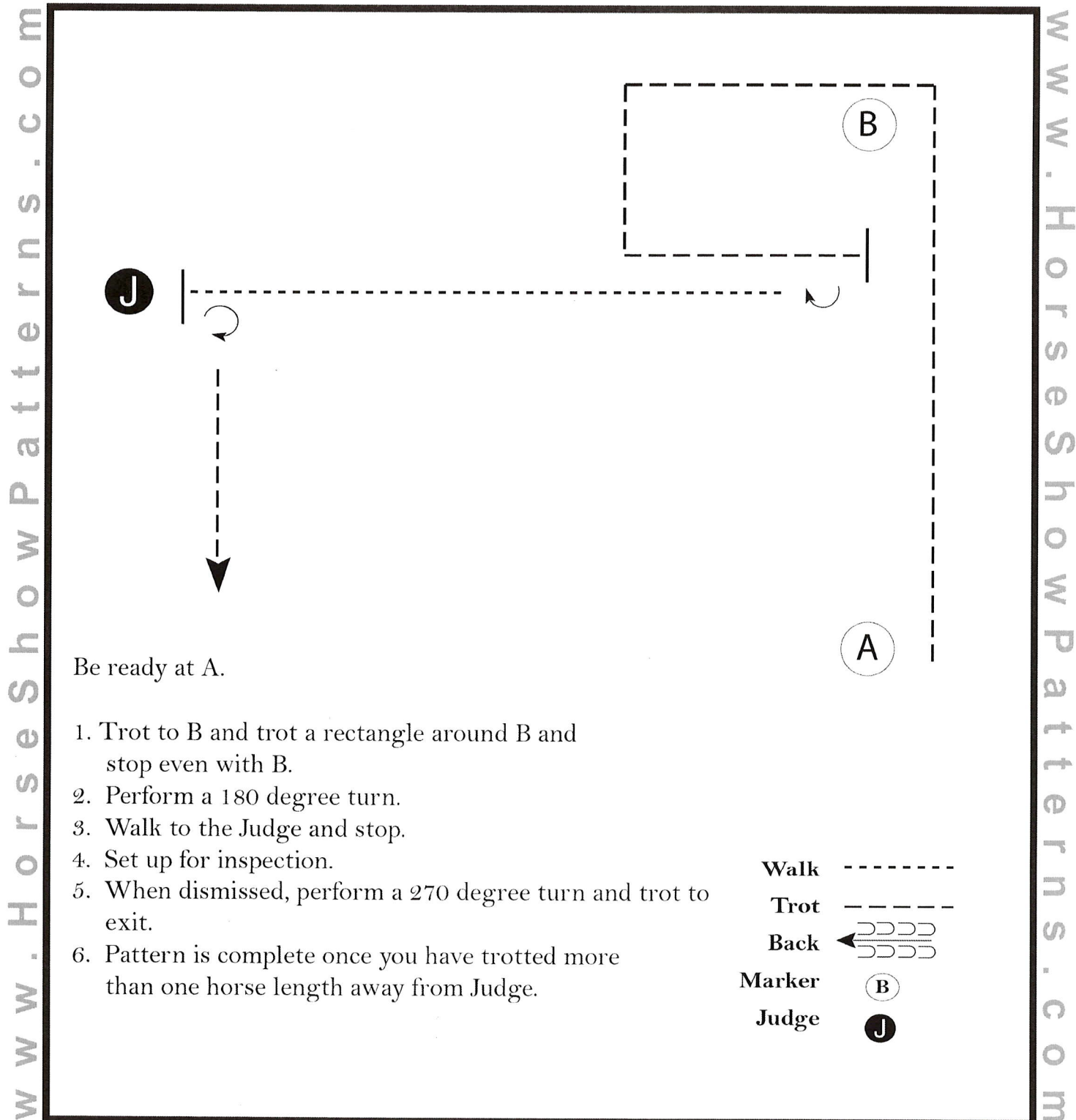


MIHA SR 2021 Meet 3

Western Showmanship (Meet 3)

Show Date: Fall 2021



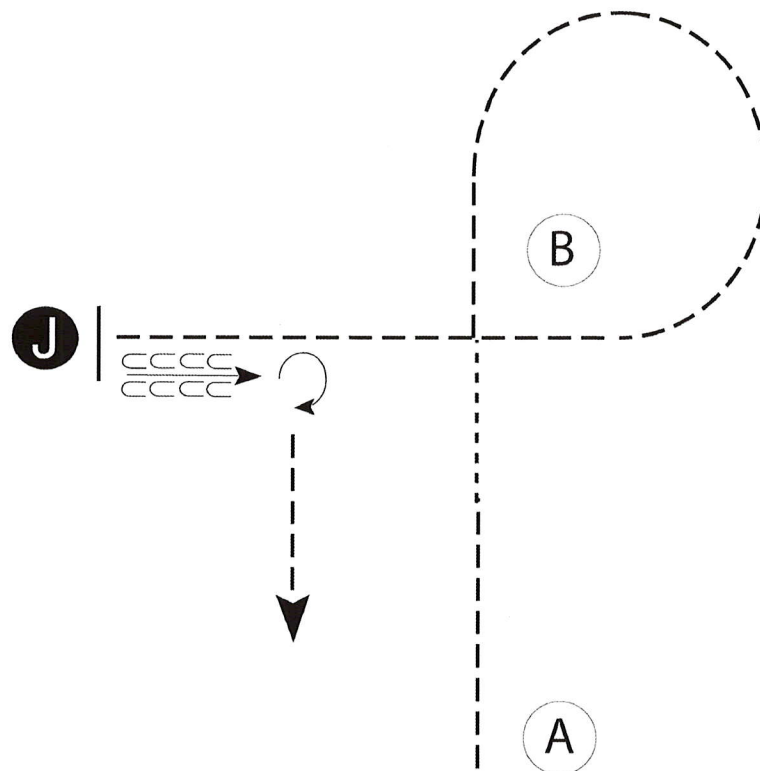
[S/1-98]

Pattern Provided by:
Pattern Committee

MIHA SR 2021 Meet 3

Hunt Seat Showmanship (Meet 3)

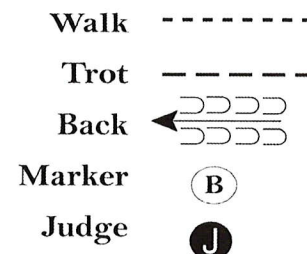
Show Date: Fall 2021



Be ready at A.

1. Trot halfway to B.
2. Walk two horse lengths.
3. Trot to and around B as shown.
4. Trot to the judge. Stop and set up for inspection.
5. When dismissed, back approximately 2 horse lengths.
6. Perform a 270 degree turn and trot straight away.

Follow the instructions of your ring steward.



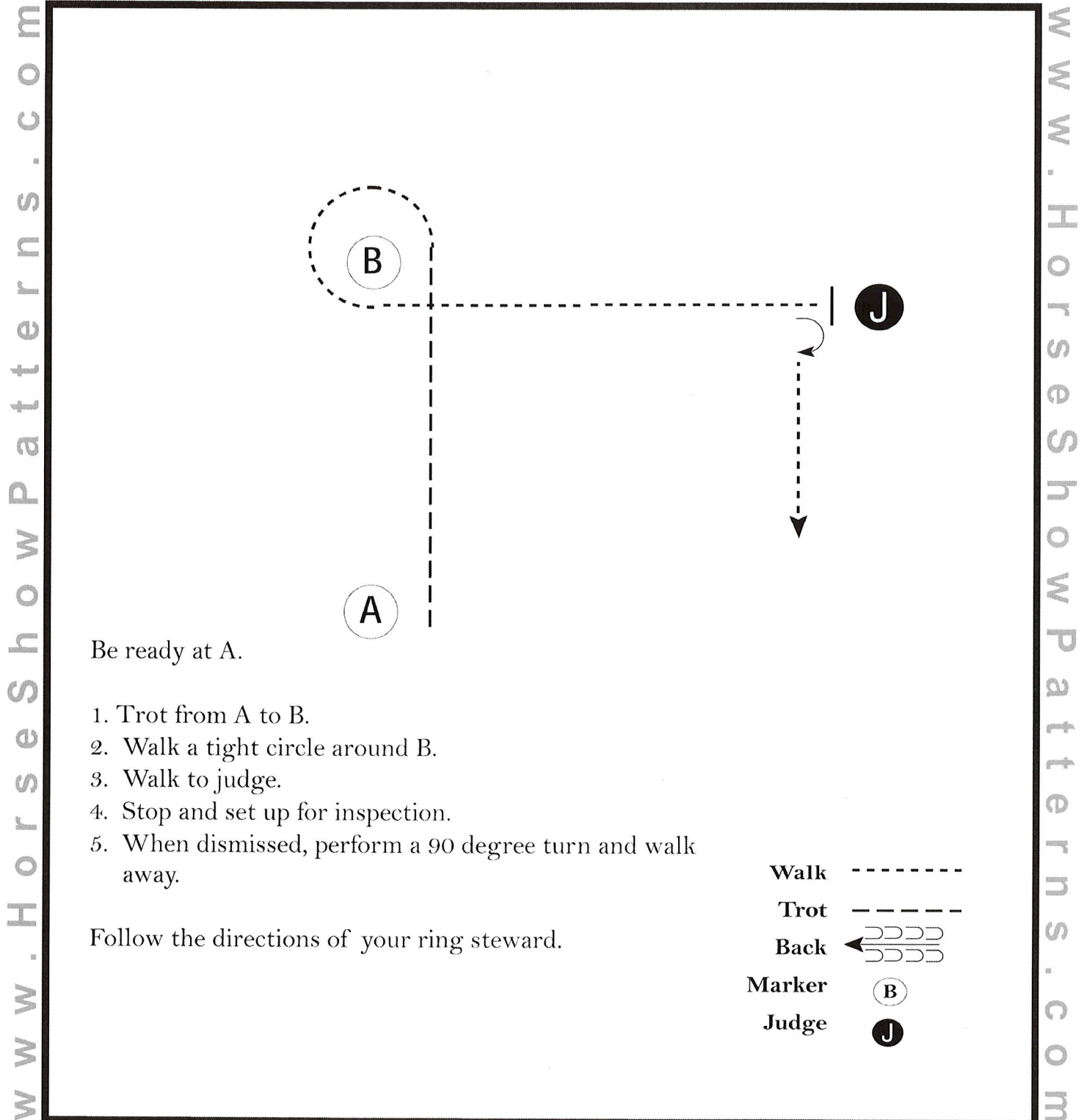
[S/1-78]

Pattern Provided by:
Pattern Committee

MIHA SR 2021 Meet 3

Saddle Seat Showmanship (Meet 3)

Show Date: Fall 2021



[S/1-56]

Pattern Provided by:
Pattern Committee

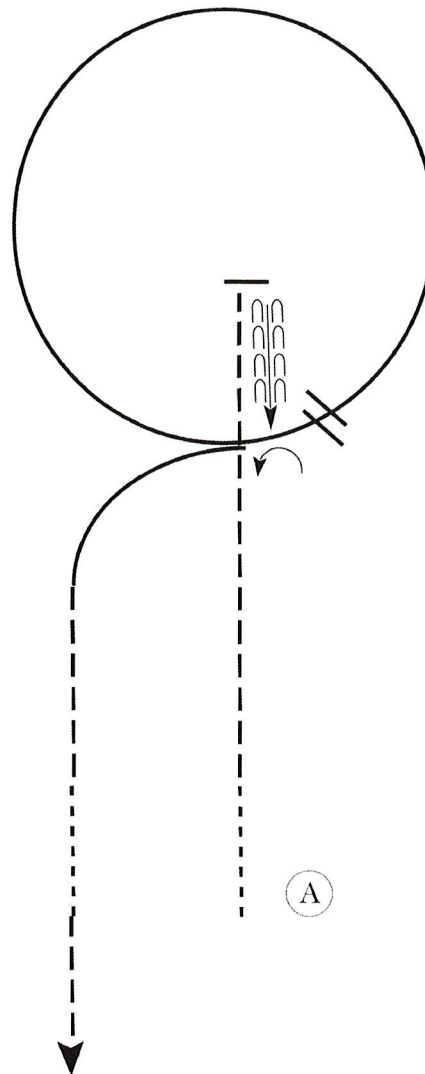
MIHA SR 2021 Meet 2

Hunt Seat Equitation (Meet 3)

Show Date: Fall 2021

www.HorseShowPatterns.com

www.HorseShowPatterns.com



Be ready at A.

1. Walk two horse lengths then posting trot on the left diagonal past the center of the arena.
2. Stop and back approximately two horse lengths.
3. Perform a 90 degree turn on the forehand to the left.
4. Canter a circle on the right lead.
5. Perform a simple or flying lead change.
6. Canter on the left lead.
7. Posting trot on the right diagonal then walk two horse lengths. Pattern is complete, exit at a sitting trot.

Walk	-----
Trot	- - - - -
Extended Trot	=====
Canter	=====
Leg Yield	
Lead Change	↗ ↘
Back	← ← ← ← ←
Marker	ⓑ
Sidepass	↖ ----- ↗
Hand Gallop	=====

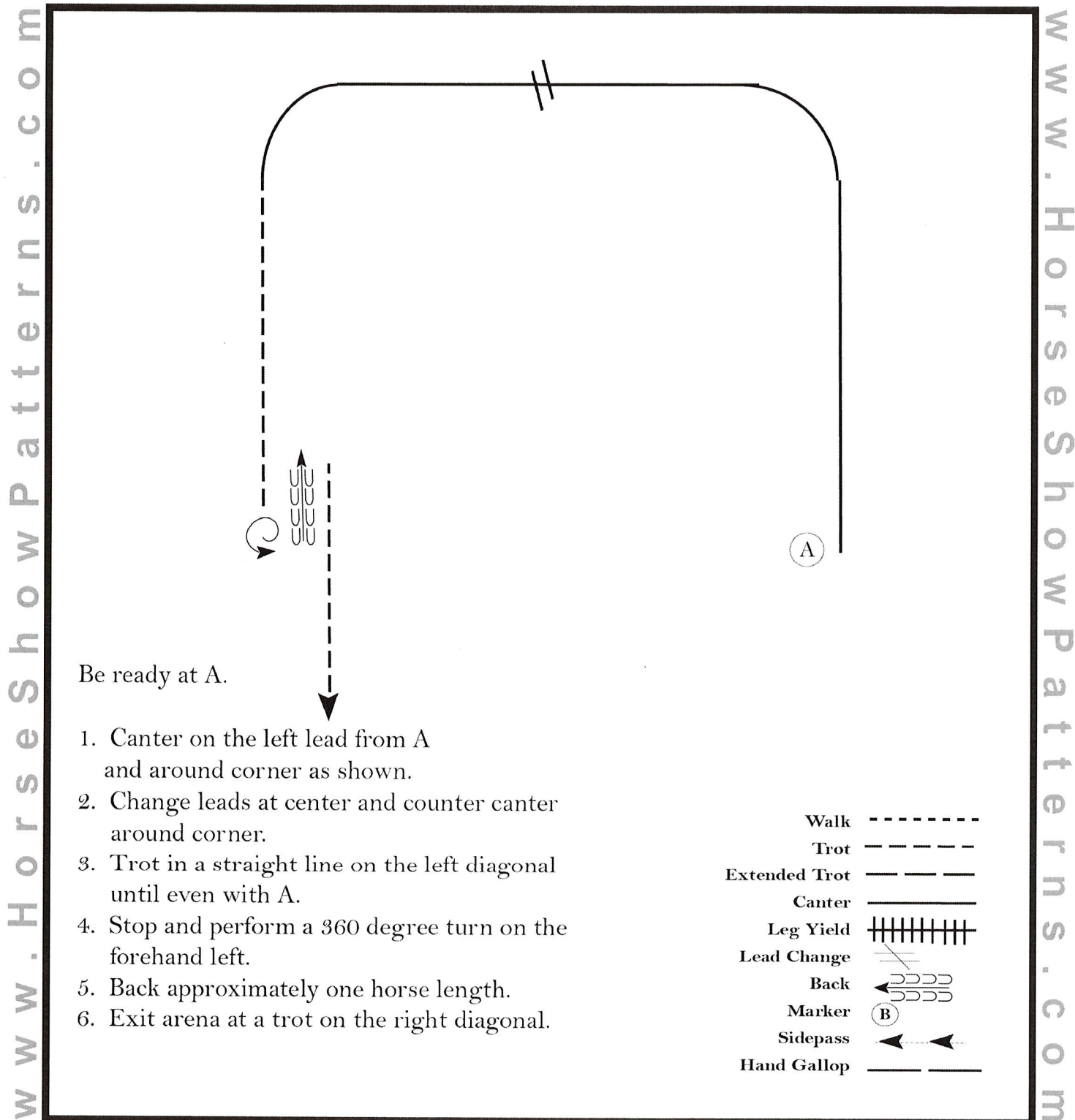
[HSE/2-82]

Pattern Provided by:
Pattern Committee

MIHA SR 2021 Meet 2

Hunt Seat Bareback (Meet 3)

Show Date: Fall 2021



[HSE/2-76]

Pattern Provided by:
Pattern Committee

Saddle Seat Eq Meet 3

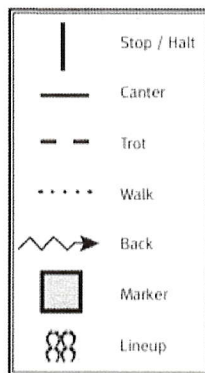
Starting on the rail to your right, divide the straightaway into three sections.

Canter the first section on the left lead, trot the second section on the left diagonal, and trot the final section on the right diagonal.

Halt. Reverse.

Canter a circle on the right lead.

Halt. Return to line or exit at a trot on the left diagonal.

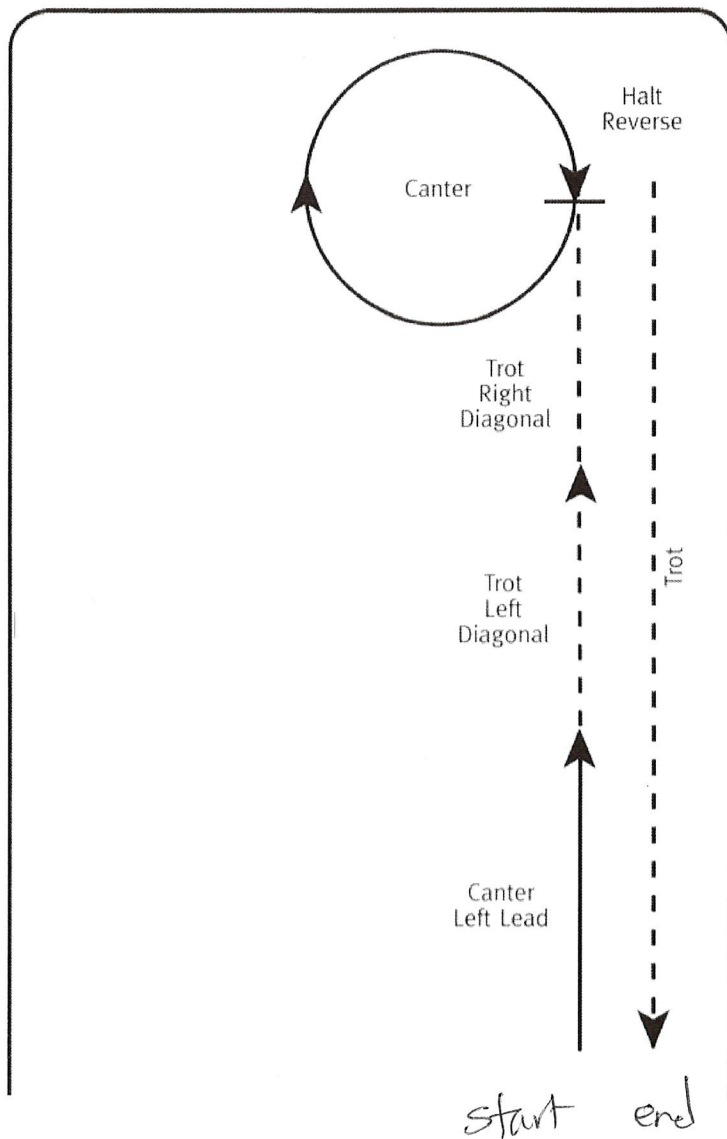


This pattern may only be used for:

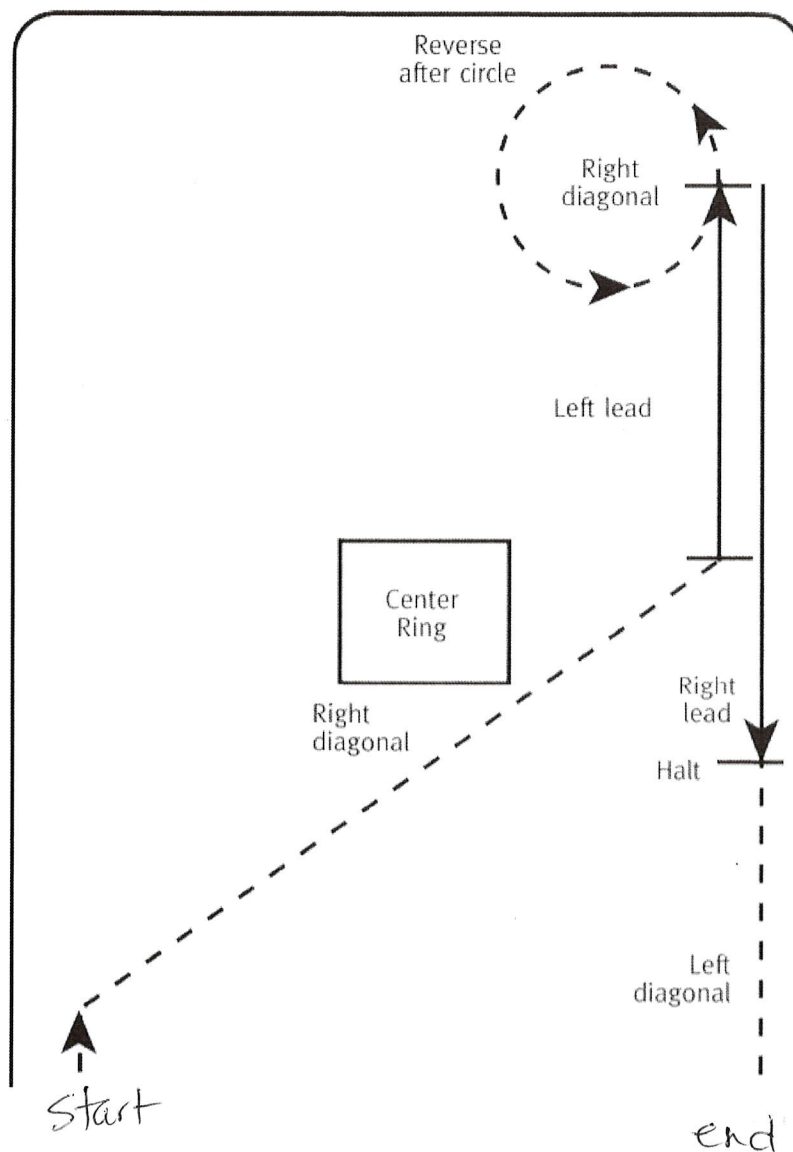
- 14 - 18
- 18 & Under
- 19 & Over

This pattern may **NOT** be used for:

- 13 & Under



Saddle Seat Bareback Meet 3



From the beginning of the straightaway near the exit gate, trot a diagonal line on the right diagonal to the midpoint of the opposite straightaway. Halt.

Turn left so that you are parallel with the rail. Canter on the left lead to the three-quarter point on the straightaway. Halt.

Trot a circle on the right diagonal. Halt.

Reverse and canter on the right lead one-half the length of the straightaway. Halt.

Trot on the left diagonal the remainder of the straightaway. Return to the lineup without stopping.

	Stop / Halt
	Canter
	Trot
	Walk
	Back
	Marker
	Lineup

This pattern may only be used for:

- 14 - 18

• 19 - 20

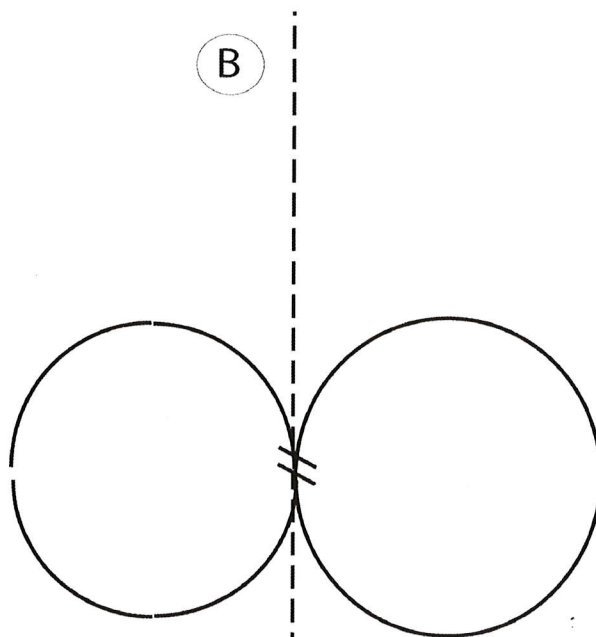
MIHA SR 2021 Meet 3

Western Horsemanship (Meet 3)

Show Date: Fall 2021

www.HorseShowPatterns.com

www.HorseShowPatterns.com


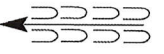



Be ready at A.

1. Walk halfway to center of pattern.
2. Jog to center of pattern.
3. Lope a circle to the right on the right lead.
4. Perform a simple lead change at center.
5. Lope a circle to the left.
6. Jog to B.

Pattern is over once you have passed B at the jog.

Follow the directions of your ring steward.

Walk	-----
Jog	- - - - -
Extended Jog	- - - - -
Lope	=====
Lead Change	
Back	
Marker	

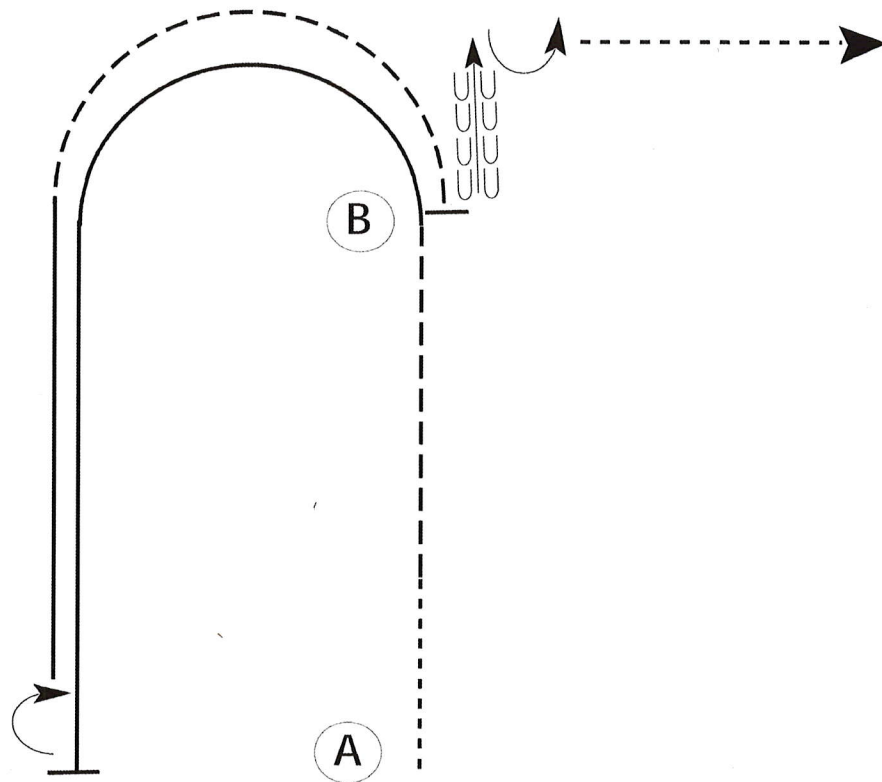
[WH/2-77]

Pattern Provided by:
Pattern Committee

MIHA SR 2021 Meet 3

Western Bareback Equitation (Meet 3)

Show Date: Fall 2021



Be ready at A.

1. Walk approximately 2 horse lengths from A.
2. Jog to B.
3. Lopec on the left lead in a half circle and then straight until even with A.
4. Stop and perform a 180 degree turn to the right.
5. Lopec on the right lead until even with B.
6. Jog to B.
7. Stop at B and back approximately one horse length.
8. Perform a 90 degree turn to the left and walk straight away.

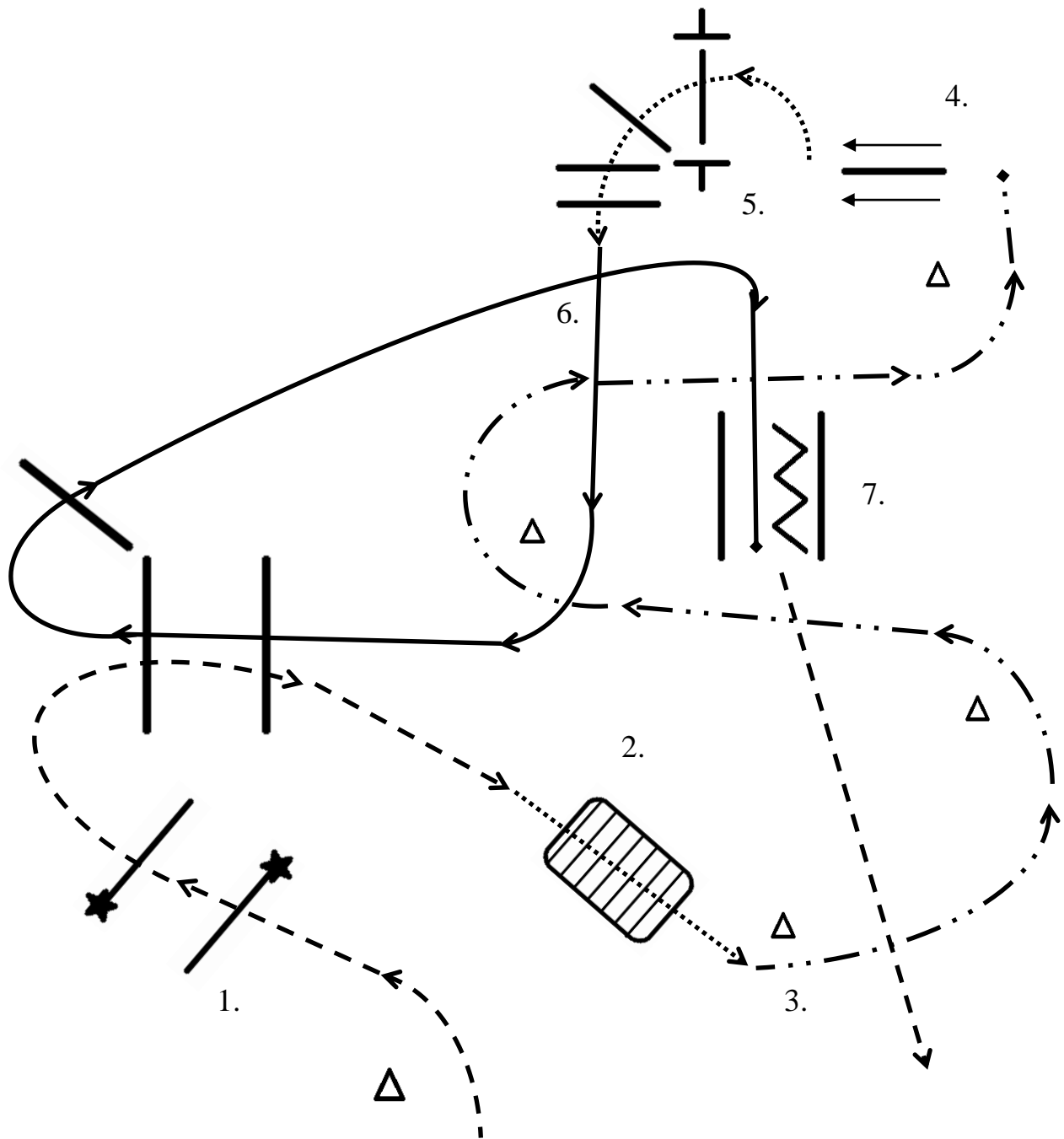
Follow the instructions of your ring steward.

Walk	-----
Jog	- - - - -
Extended Jog	- - - - -
Lope	
Lead Change	
Back	
Marker	(B)

[WH/1-84]

Pattern Provided by:
Pattern Committee

MIHA District Trail Pattern Meet #3 - 2021



Be Ready at Cone

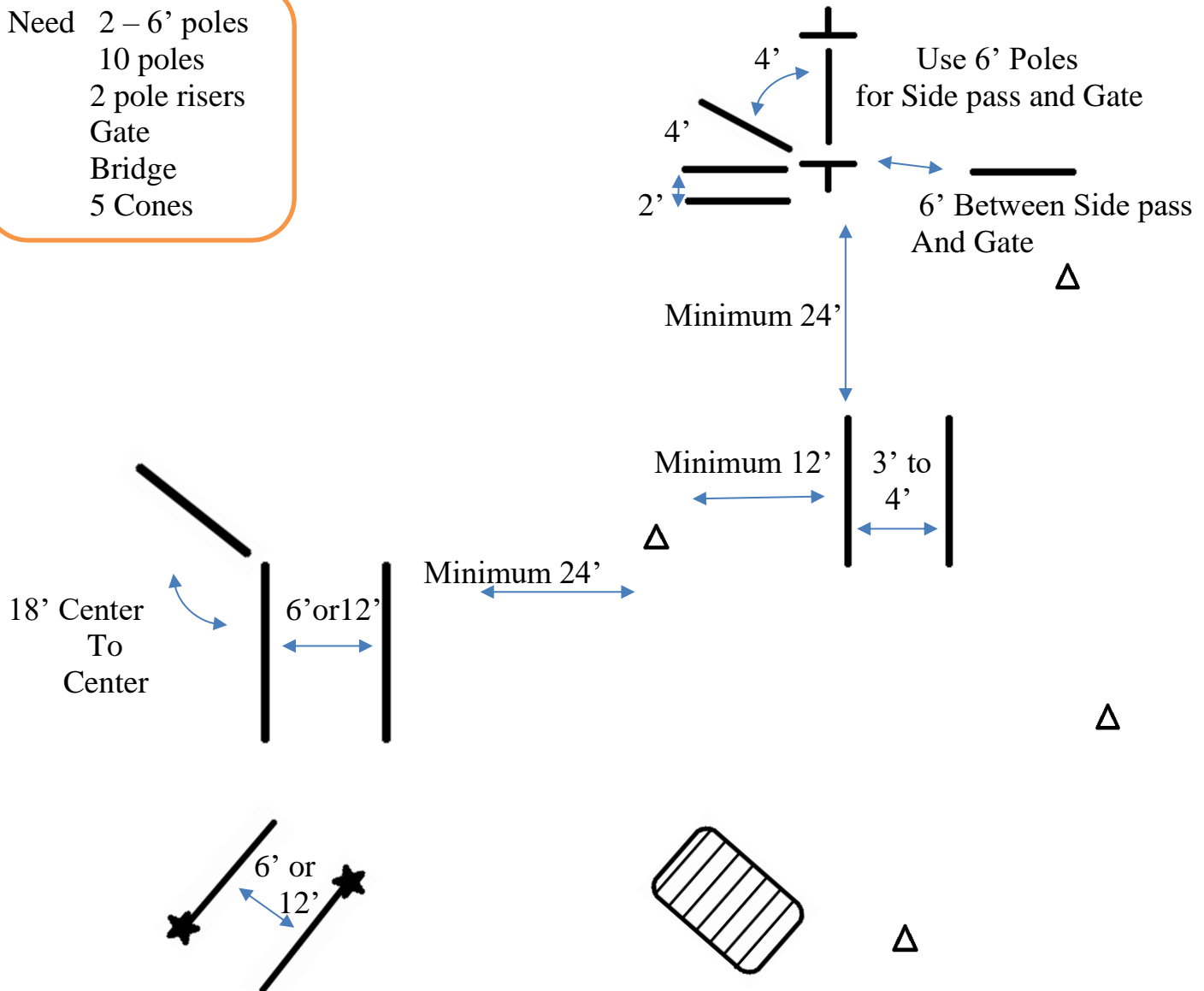
1. Jog over Elevated and Non elevated poles
2. Walk, continue over Bridge
3. At Cone Extended Trot around Cones, Halt
4. Side Pass Left over Poll
5. Walk through Gate over poll and continue over Poles
6. Lope Right Lead over Poles into Chute, Halt in Chute
7. Back Through Chute, Jog out of Chute to Exit

*Pattern is subject to changes depending on weather and footing conditions, including line of travel between obstacles!

Pattern By: Marlana Barkow

MIHA District Trail Pattern Meet #3 - 2021

Need 2 – 6' poles
10 poles
2 pole risers
Gate
Bridge
5 Cones



*Questions refer back to Rule Book
* Not drawn to exact scale!

Be Ready at Cone

1. Jog over Elevated and Non elevated poles
2. Walk, continue over Bridge
3. At Cone Extended Trot around Cones, Halt
4. Side Pass Left over Poll
5. Walk through Gate over poll and continue over Poles
6. Lope Right Lead over Poles into Chute, Halt
7. Back Through Chute, Jog Out of Chute to Exit

*Pattern is subject to changes depending on weather and footing conditions, including line of travel between obstacles!

Pattern By: Marlana Barkow