

2023 MIHA Senior Season Meet 1

Western Fitting and Showing (All Divisions)

Show Date:

www.HorseShowPatterns.com

Be ready even with judge.

1. Trot to and around A.
2. Walk from A until even with judge.
3. Stop and perform a 90 degree turn.
4. Trot to judge.
5. Stop and set up for inspection.
6. When dismissed, perform a 270 degree turn.
7. Walk straight away from judge.

Follow the instructions of your ring steward.

Walk - - - - -

Trot - - - - -

Back ← - - - - -

Marker (B)

Judge (J)

www.HorseShowPatterns.com

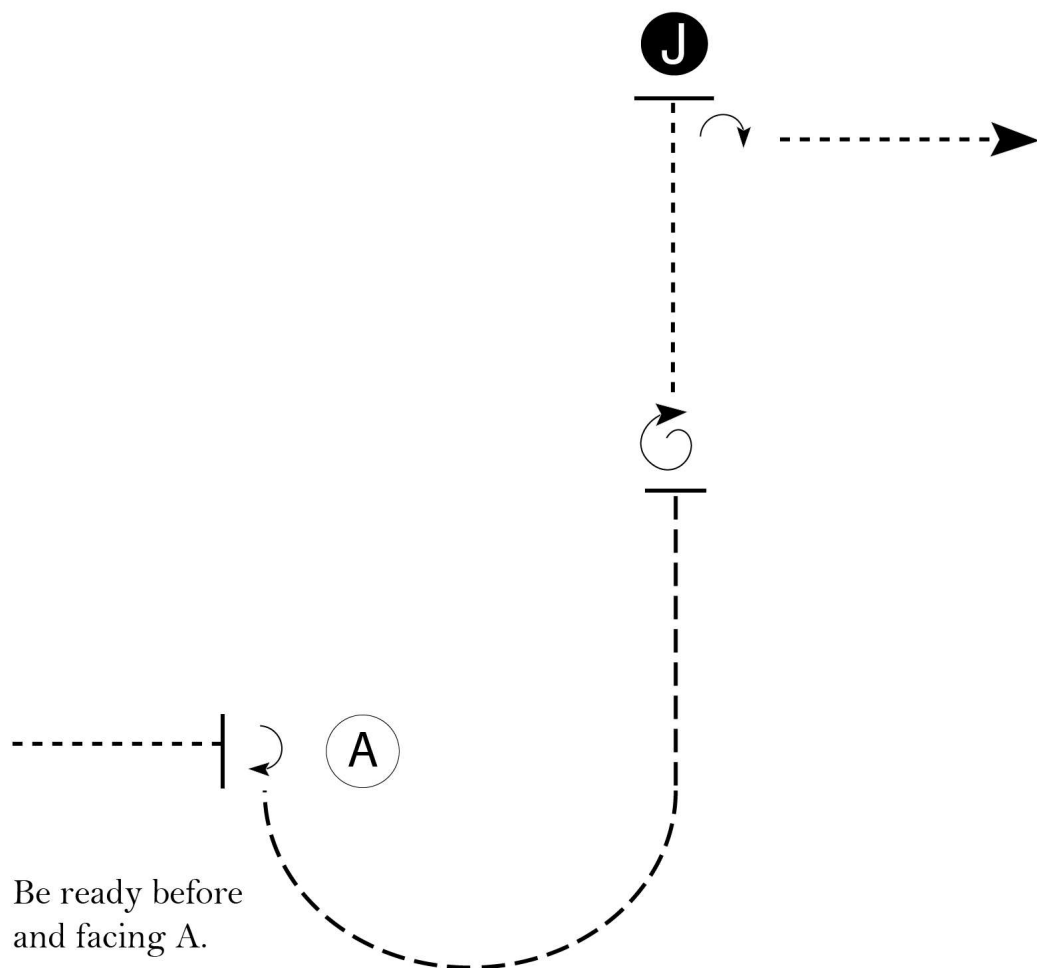
[S/1-76]

Pattern Provided by:
Meet 1

2023 MIHA Senior Season Meet 1

Huntseat Fitting and Showing (All Divisions)

Show Date:



1. Walk to A.
2. Stop and perform a 1/4 turn.
3. Trot in a half circle and halfway to Judge.
4. Stop and perform a full (360 degree) turn.
5. Walk to judge and set up for inspection.
6. When dismissed, perform a 1/4 turn and walk straight away from Judge.

Follow the instructions of your ring steward.

| | |
|--------|-----------|
| Walk | ----- |
| Trot | - - - - - |
| Back | ← |
| Marker | ⓑ |
| Judge | ⓐ |

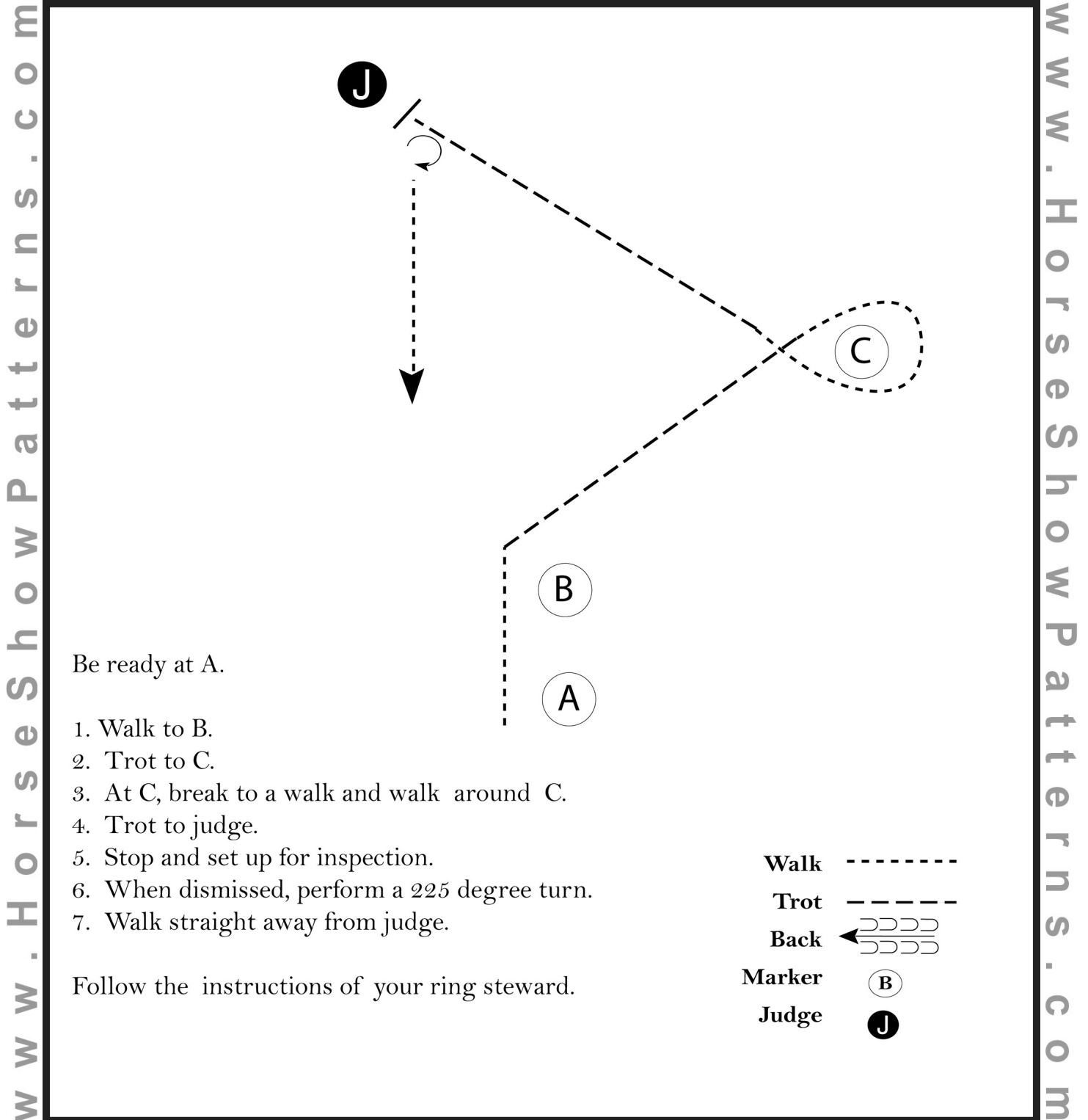
[S/1-82]

Pattern Provided by:
Meet 1

2023 MIHA Senior Season Meet 1

Saddleseat Fitting and Showing (All Divisions)

Show Date:



[S/1-51]

Pattern Provided by:

Meet 1

Saddle Seat Equitation Meet 1

LEVEL 1 • PATTERN A • Tests 2,3,10

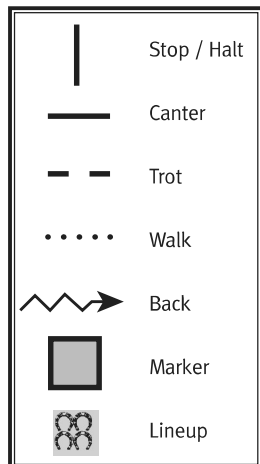
At the mid-point of the in-gate of the arena (A), trot to the left around the curve to the end of the straightaway on the left diagonal (B) and stop briefly.

Canter (right lead) a circle in a clockwise direction.

Go directly into the trot on correct diagonal (C) and continue to the end of the straightaway (D) and at the curve execute a circle in a clockwise direction.

Continue the trot around the curve to the mid-point of the turn (A).

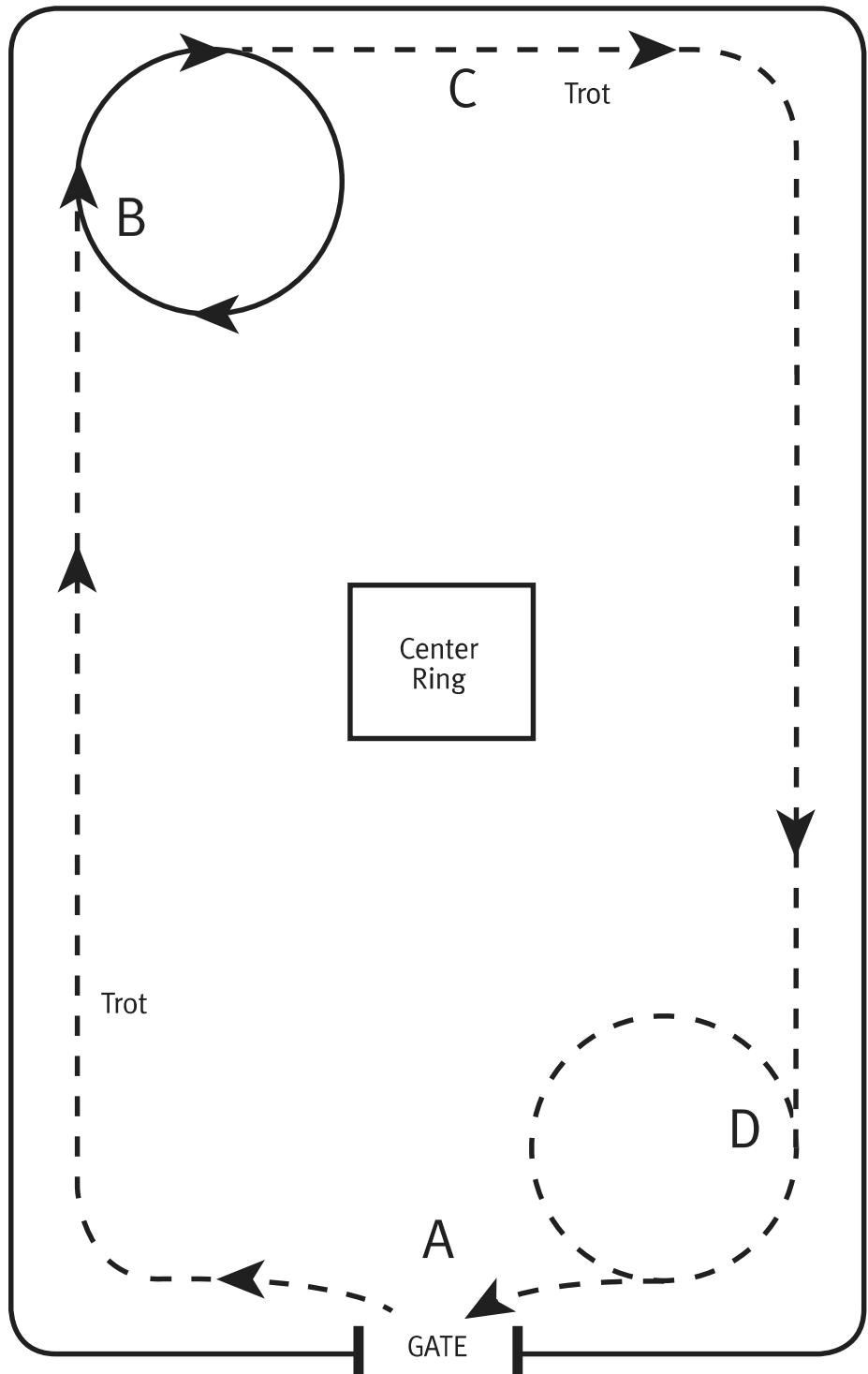
Exit arena at the trot.



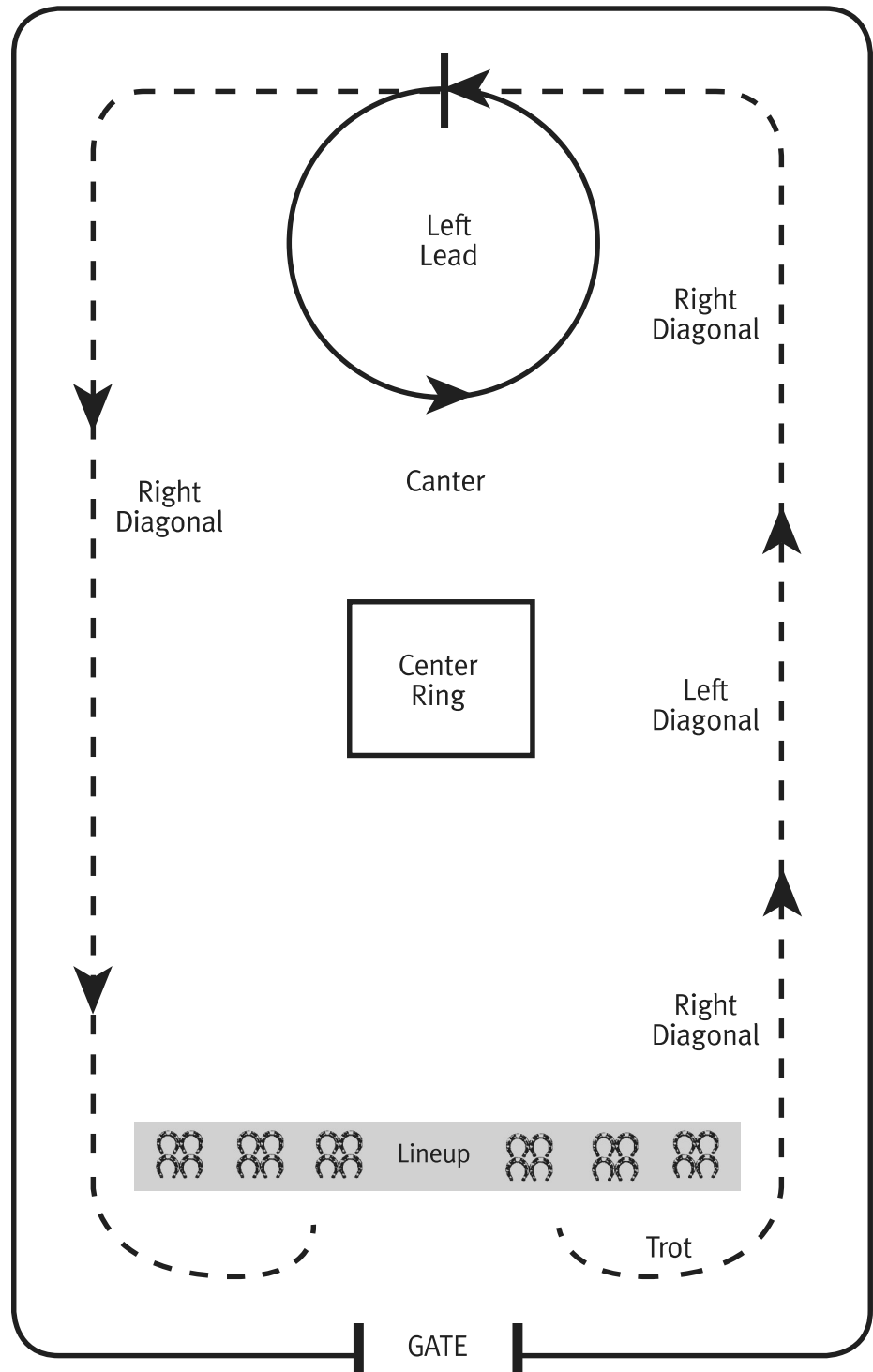
This pattern may only be used for:

- 13 & Under
- 14 - 18
- 18 & Under
- 19 & Over

If used at a Regional or National Show, pattern may not be run from the lineup.



Trot from the center of the end down the opposite straightaway on the right diagonal. Return to the lineup without stopping, or continue to the exit at the trot.



If used at a Regional or National Show, pattern may not be run from the lineup.

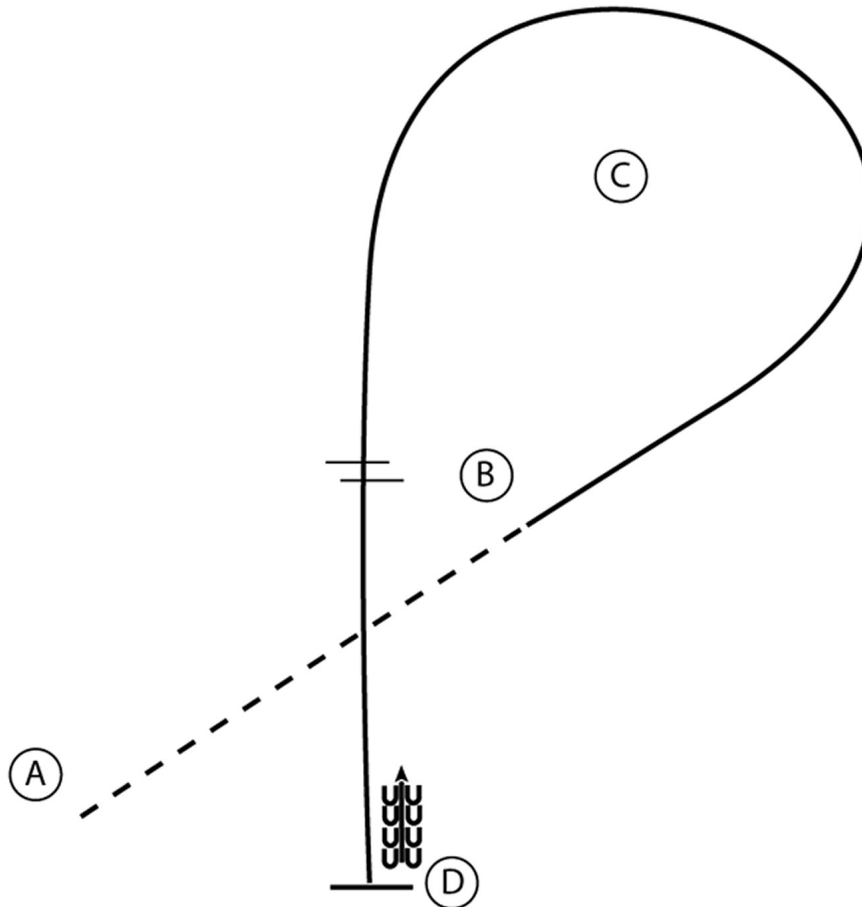
2023 MIHA Senior Season Meet 1

Huntseat Equitation (All Divisions)

Show Date:

www.HorseShowPatterns.com

www.HorseShowPatterns.com



1. Posting trot, right diagonal, A to B
2. At B canter on the right lead around C to B
3. At B perform a simple lead change and continue to D
4. Stop at D and back approximately one horse length.

| | |
|---------------|---------|
| Walk | |
| Trot | ----- |
| Extended Trot | ----- |
| Canter | ===== |
| Leg Yield | |
| Lead Change | ↗↘ |
| Back | ←←←←← |
| Marker | (B) |
| Sidepass | ←-----→ |

[HSE/2-9]

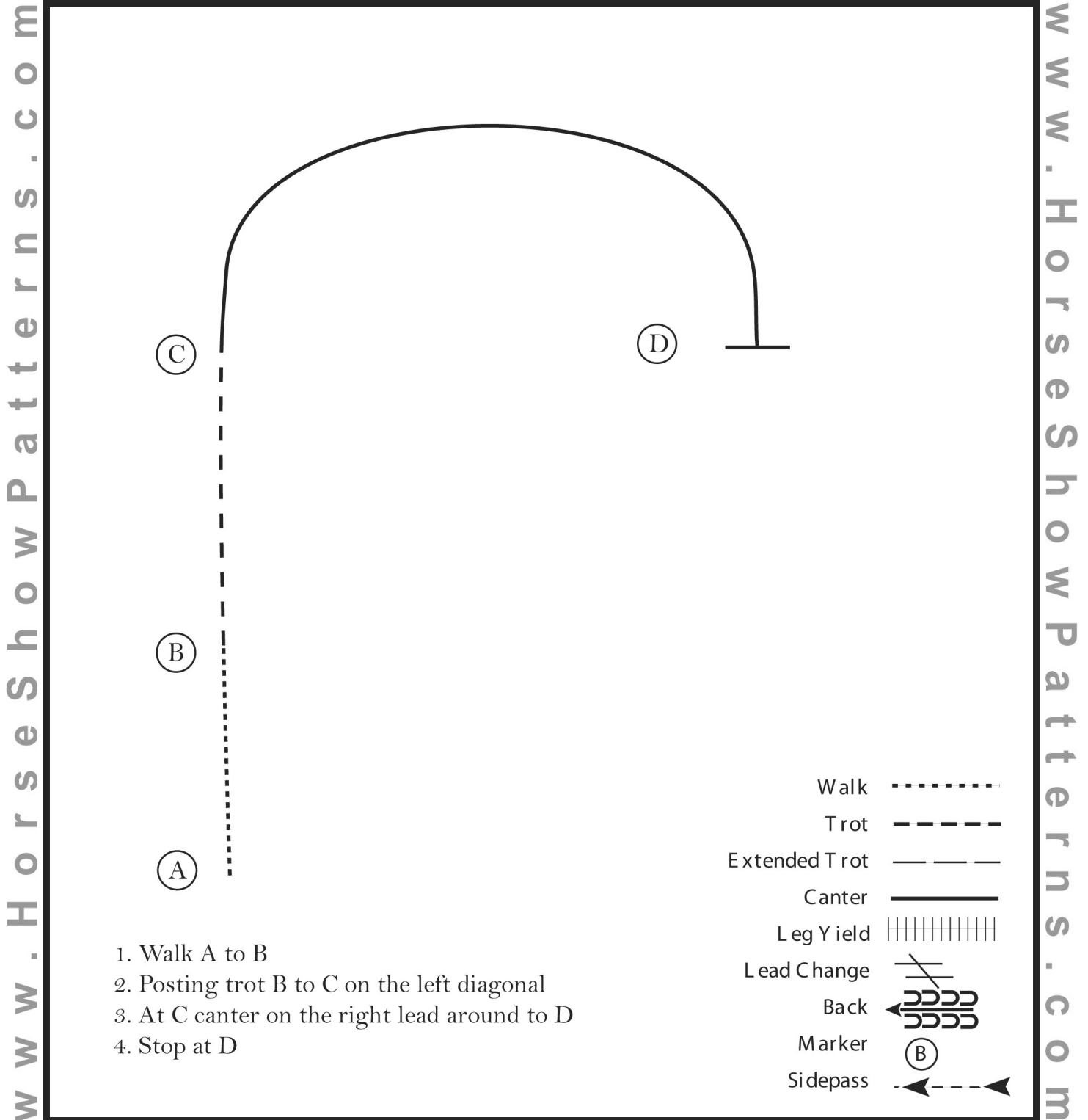
Pattern Provided by:

Meet 1

2023 MIHA Senior Season Meet 1

Huntseat Equitation Bareback (All Divisions)

Show Date: _____



[HSE/1-12]

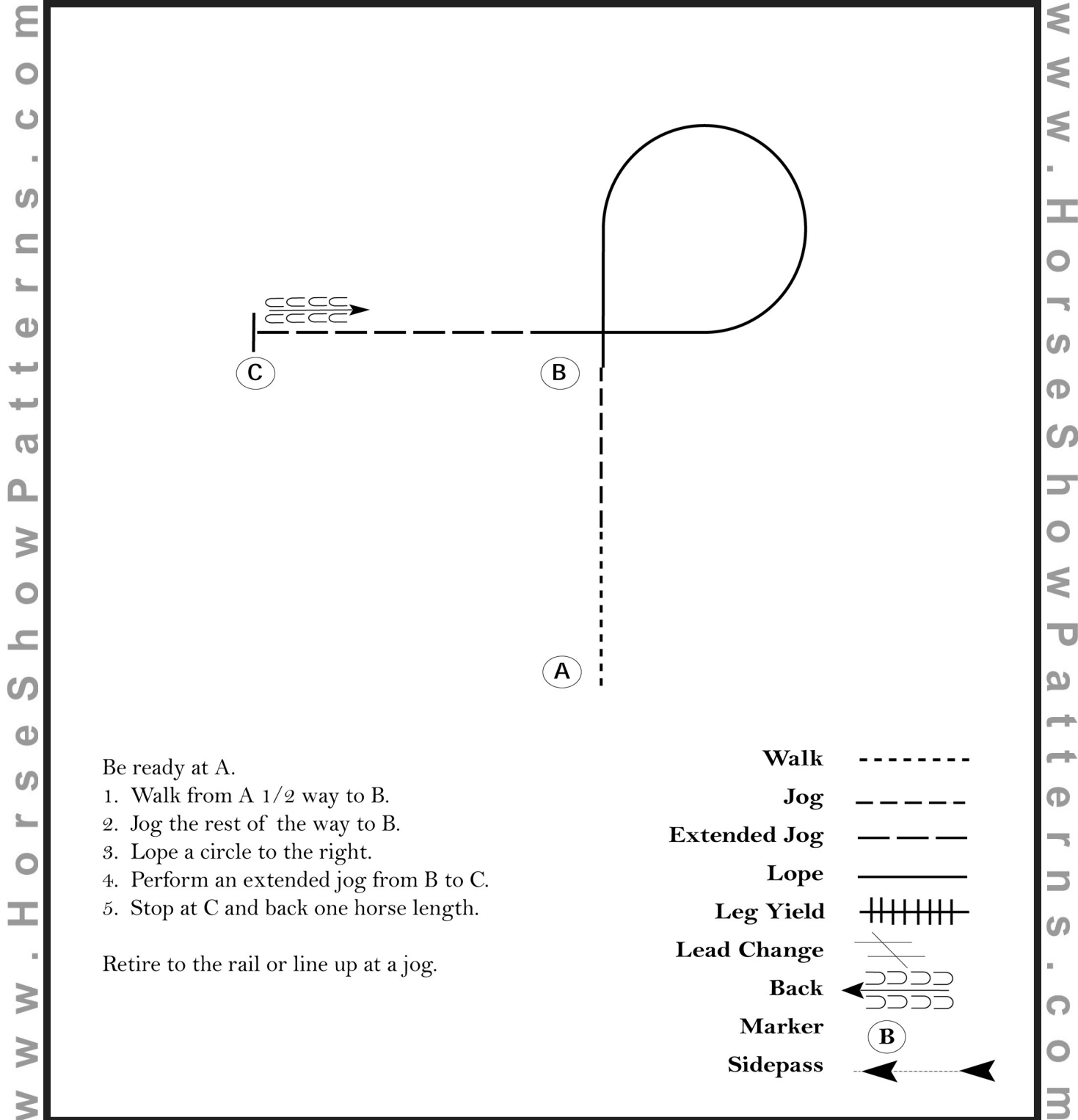
Pattern Provided by:

Meet 1

2023 MIHA Senior Season Meet 1

Western Horsemanship (All Divisions)

Show Date:



[WH/1-25]

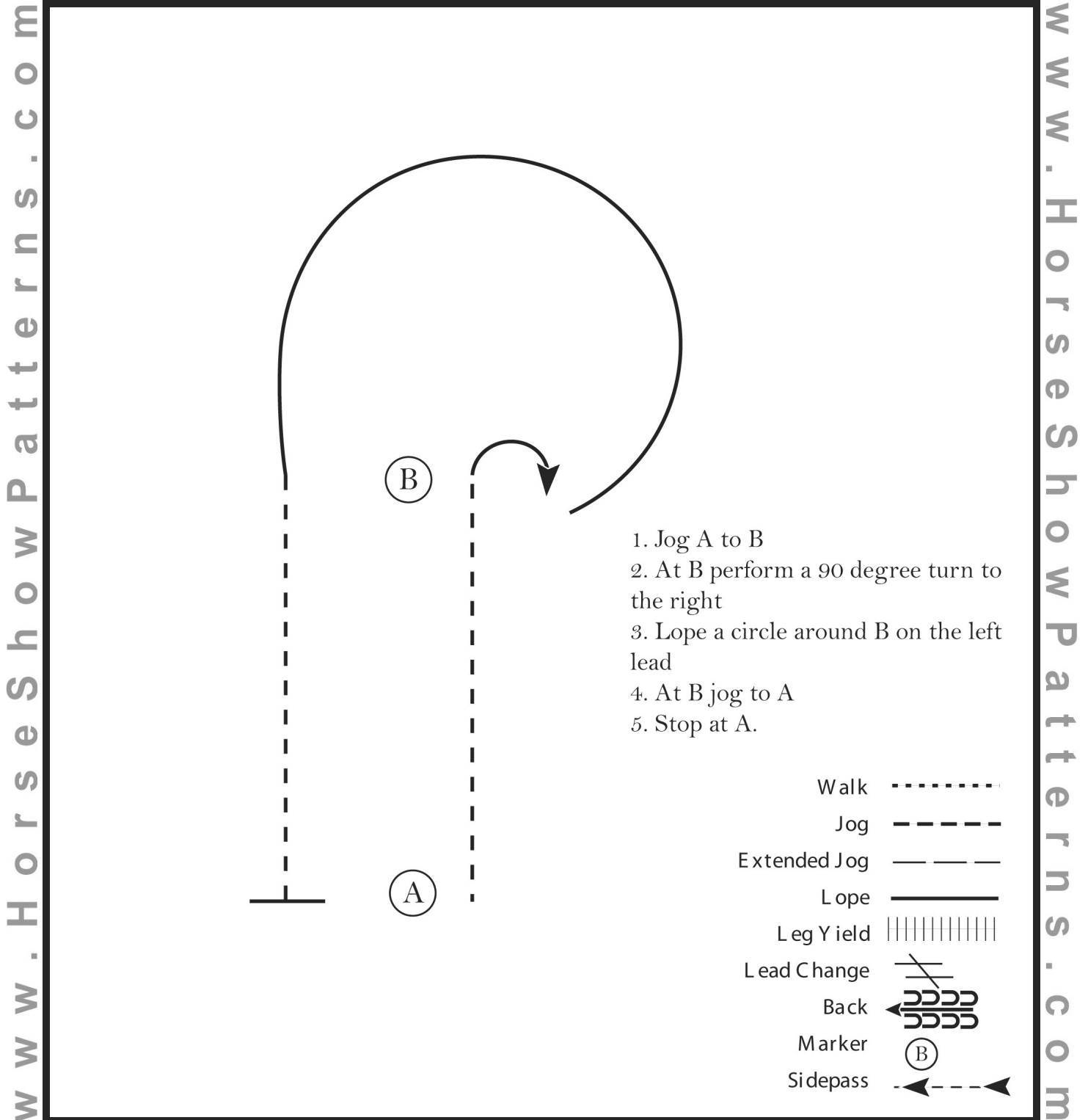
Pattern Provided by:

Meet 1

2023 MIHA Senior Season Meet 1

Western Horsemanship Bareback (All Divisions)

Show Date:



[WH/1-14]

Pattern Provided by:

Meet 1

www.HorseShowPatterns.com

www.HorshowPatterns.com

www.HorseShowPatterns.com



www.HorseShowPatterns.com

- www.HorseShowPatterns.com

www.HorseShowPatterns.com

www.HorseShowPatterns.com

www.HorseShowPatterns.com

www.HorseShowPatterns.com

www.HorseShowPatterns.com

www.HorseShowPatterns.com

www.HorseShowPatterns.com

www.HorseShowPatterns.com

www.HorseShowPatterns.com

www.HorseShowPatterns.com

www.HorseShowPatterns.com

www.HorseShowPatterns.com