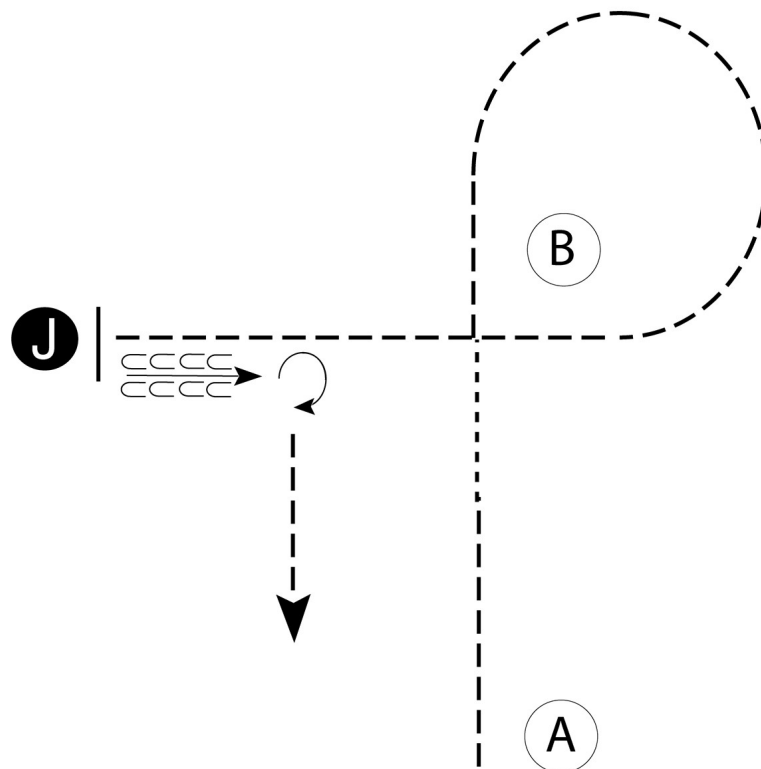


2023 MIHA Senior Season Meet 2

Western Fitting and Showing (All Divisions)

Show Date:



Be ready at A.

1. Trot halfway to B.
2. Walk two horse lengths.
3. Trot to and around B as shown.
4. Trot to the judge. Stop and set up for inspection.
5. When dismissed, back approximately 2 horse lengths.
6. Perform a 270 degree turn and trot straight away.

Follow the instructions of your ring steward.

Walk -----
Trot - - - - -
Back ←
Marker (B)
Judge (J)

[S/1-78]

Pattern Provided by:

MIHA

2023 MIHA Senior Season Meet 2

Huntseat Fitting and Showing (All Divisions)

Show Date:

www.HorseShowPatterns.com
www.HorseShowPatterns.com

Be ready at A.

1. Trot to B.
2. Stop and perform a 180 degree turn.
3. Trot a half circle, then trot straight until even Judge.
4. Perform a 270 degree turn.
5. Trot halfway to Judge then walk to Judge. Stop and set up for inspection.
6. When dismissed, turn 90 degrees and walk straight away.

Follow the instructions of your ring steward.

Walk -----

Trot - - - - -

Back ← ————

Marker (B)

Judge (J)

[S/1-69]

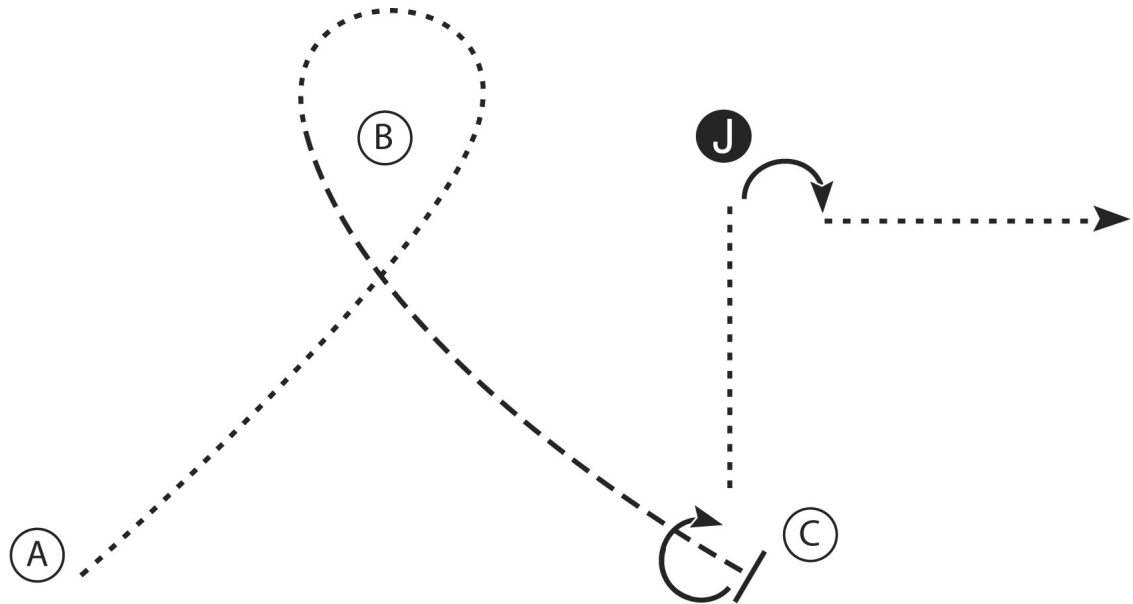
Pattern Provided by:

MIHA

2023 MIHA Senior Season Meet 2

Saddleseat Fitting and Showing (All Divisions)

Show Date:



1. Walk A to and around B
2. At B trot to C
3. Stop at C and perform a 225 degree turn
4. Walk to the judge and set up for inspection
5. When dismissed perform a 90 degree turn and walk straight away from the judge

Walk
Trot - - - - -
Back ←
Marker (B)
Judge J

[S/1-1]

Pattern Provided by:

MIHA

Saddle Seat Equitation Meet 2

LEVEL 2 • PATTERN E • Tests 3,6,11

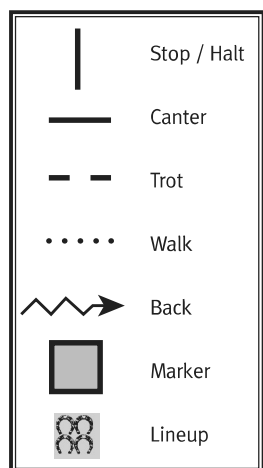
Enter the ring to the right at a trot.
Trot down the rail showing one change of diagonal. Begin on the left/incorrect diagonal.

Halt at the end of the rail.

Canter on the left lead to the midpoint of the turn and continue cantering executing a two loop serpentine down the center line. Halt.

Trot to the rail on the left diagonal.
Halt.

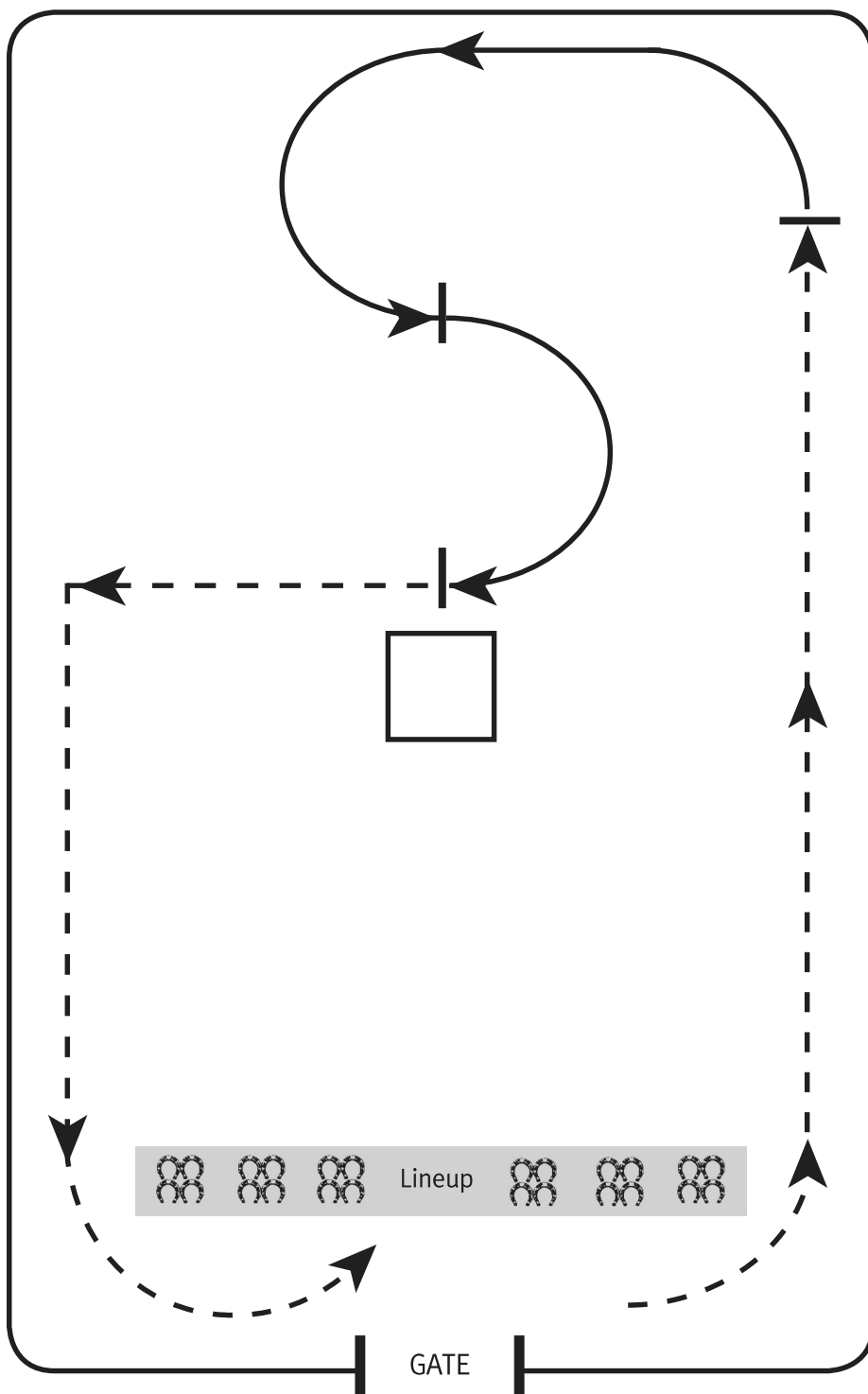
Turn left. Trot down the rail on the right diagonal and return to the lineup or exit the ring at the trot.



This pattern may only be used for:

- 13 & Under
- 14 - 18
- 18 & Under
- 19 & Over

If used at a Regional or National Show, pattern may not be run from the lineup.



Saddle Seat Equitation Bareback

LEVEL 1 • PATTERN G • Tests 2,6,10

Meet 2

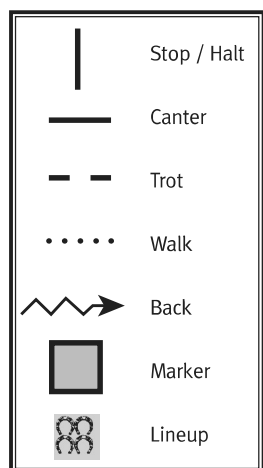
Trot down the rail to the center of the turn. Halt.*

Canter one circle on the correct lead.
Halt. Reverse.

Trot one circle on the correct diagonal.

Continue trotting and trot down the rail showing one change of diagonal at the midpoint of the rail.

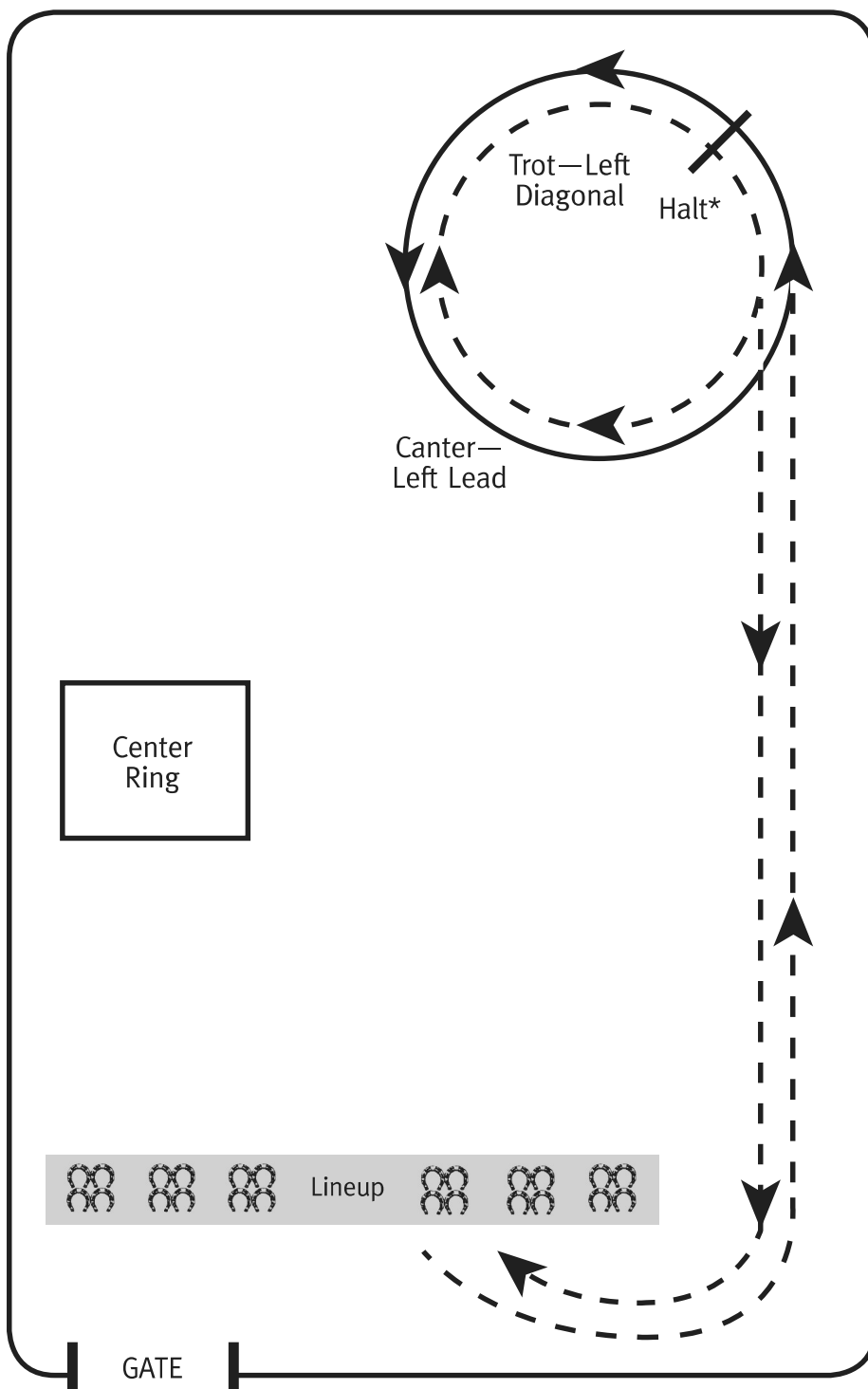
Return to the lineup or exit arena at a trot.



This pattern may only be used for:

- 13 & Under
- 14 - 18
- 18 & Under
- 19 & Over

If used at a Regional or National Show, pattern may not be run from the lineup.



2023 MIHA Senior Season Meet 2

Huntseat Equitation (All Divisions)

Show Date:

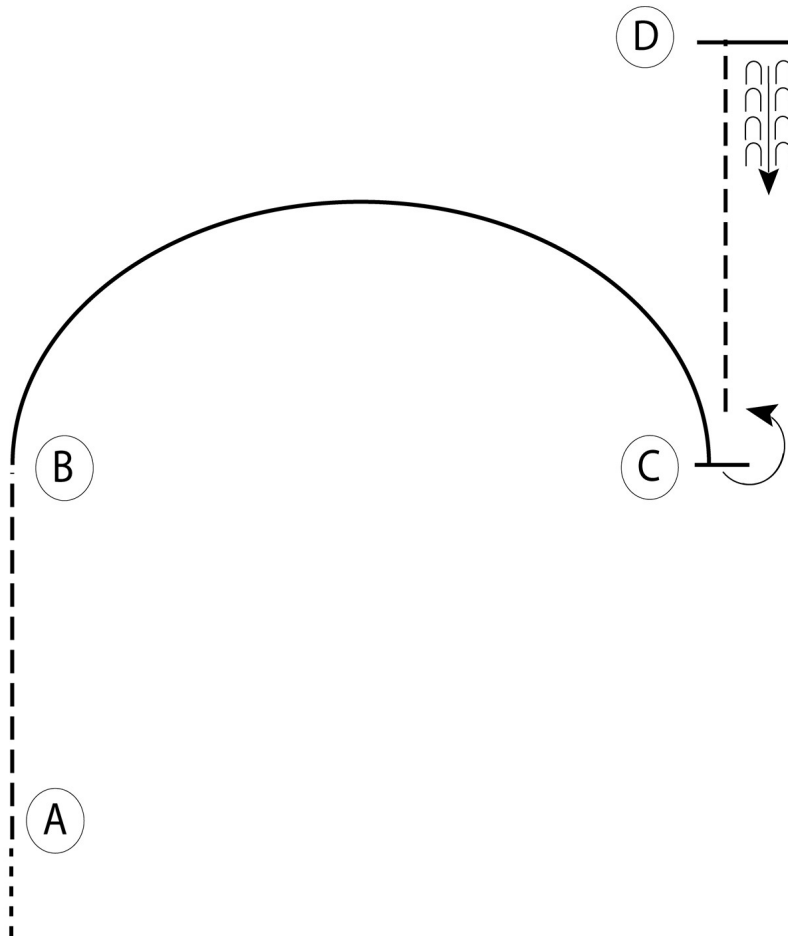
w w w . H o r s e S h o w P a t t e r n s . c o m

w w w . H o r s e S h o w P a t t e r n s . c o m

Be ready before A.

1. Walk to A.
2. Posting trot on the right diagonal from A to B.
3. Canter on the right lead from B to C.
4. At C stop and perform a 180 degree turn on the forehand to the left.
5. Posting trot on the left diagonal to D.
6. At D, stop and back approximately one horse length.

Follow the instructions of your ring steward.



Walk	-----
Trot	- - - - -
Extended Trot	— — — — —
Canter	— — — — —
Leg Yield	
Lead Change	— — — — —
Back	← ← ← ← ←
Marker	(B)
Sidepass	← — — — — →
Hand Gallop	— — — — —

[HSE/1-31]

Pattern Provided by:

MIHA

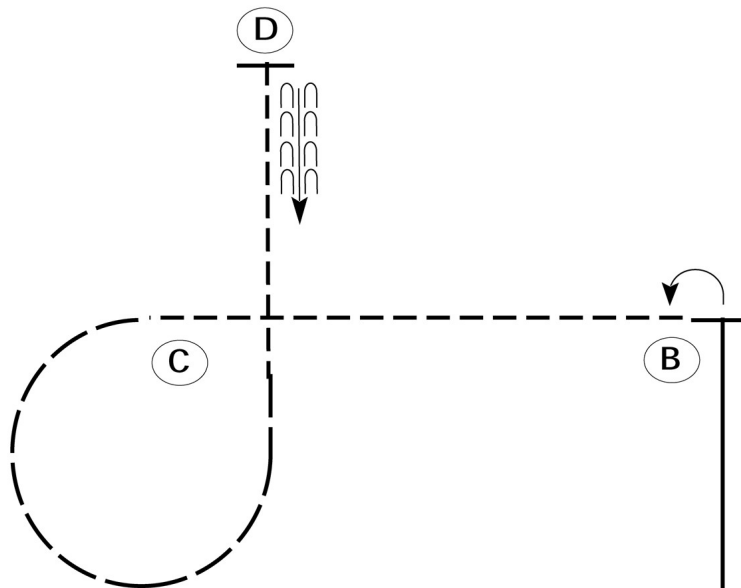
2023 MIHA Senior Season Meet 2

Western Horsemanship (All Divisions)

Show Date:

www.HorseShowPatterns.com

www.HorseShowPatterns.com



Be ready before A.

1. Walk to A.
2. Lope on the left lead past B and stop.
3. Turn 1/4 turn to the left.
4. Jog from B to C.
5. Extend the jog in a circle around C.
6. Jog from C to D.
7. Stop at D and back approximately one horse length.

Follow the instructions of your ring steward.

Walk	-----
Jog	- - - - -
Extended Jog	- - - - -
Lope	=====
Leg Yield	
Lead Change	↗ ↘
Back	← ← ← ← ←
Marker	⊙
Sidepass	← ← ← ← ←

[WH/1-67]

Pattern Provided by:

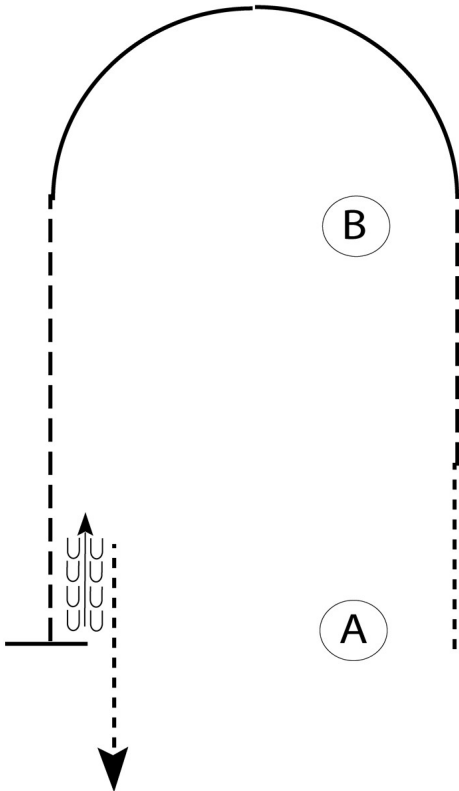
MIHA

2023 MIHA Senior Season Meet 2

Western Horsemanship Bareback (All Divisions)

Show Date:




www.HorseShowPatterns.com



Be ready at A.

1. When acknowledged, walk two horse lengths from A.
2. Jog to B.
3. Lope on the left lead in a half circle until even with B.
4. Jog until even with A.
5. Stop even with A and back approximately one horse length.
6. Exit pattern at a walk.

Follow the instructions of your ring steward.

Walk	-----
Jog	- - - - -
Extended Jog	- - - - -
Lope	—————
Lead Change	
Back	
Marker	

www.HorseShowPatterns.com

[WH/1-83]

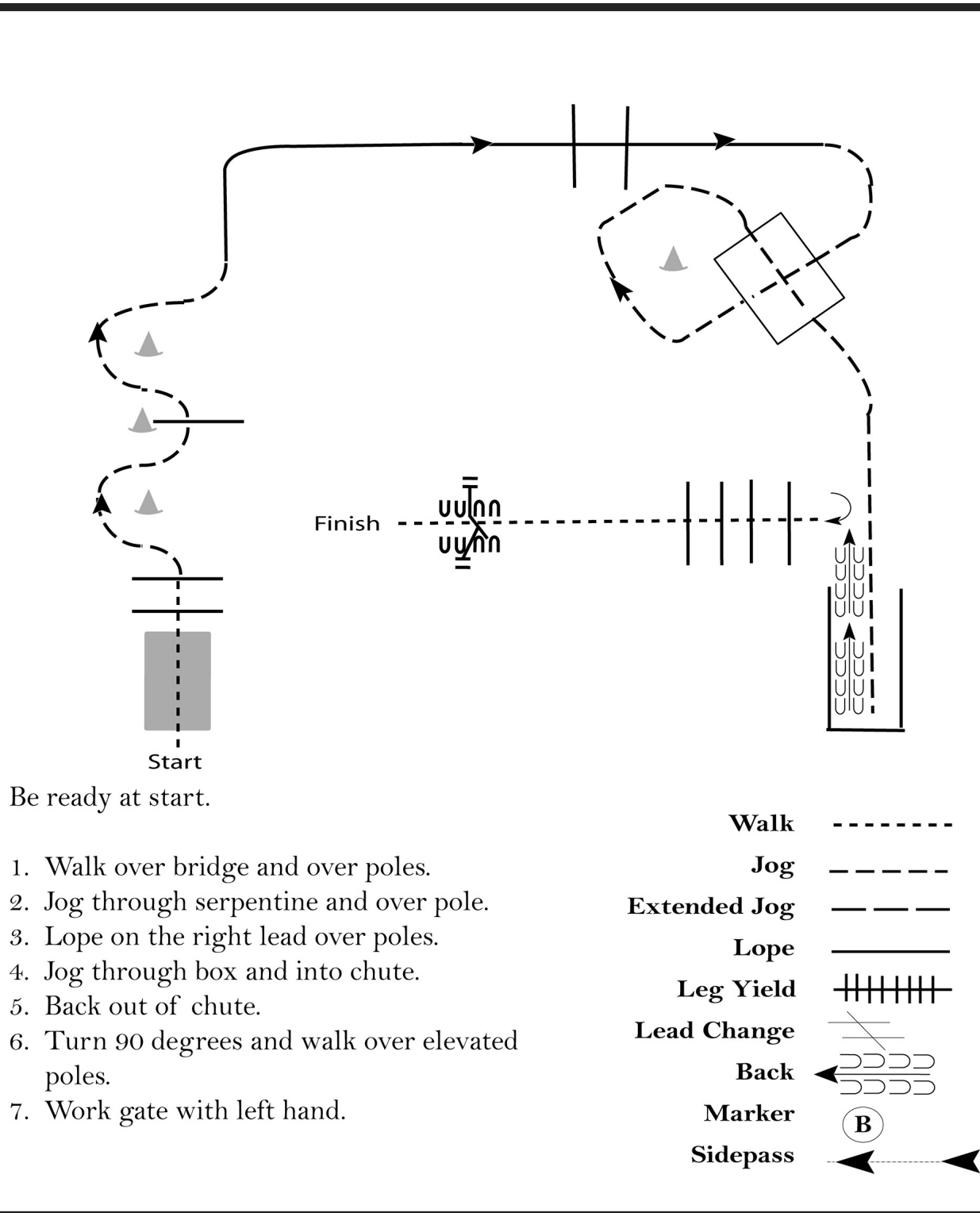
Pattern Provided by:

MIHA

2023 MIHA Senior Season Meet 2

Trail (All Divisions)

Show Date:



[T/1-6]

Pattern Provided by:

MIHA