

[www.HorseShowPatterns.com](http://www.HorseShowPatterns.com)

[www.HorseShowPatterns.com](http://www.HorseShowPatterns.com)

[www.HorseShowPatterns.com](http://www.HorseShowPatterns.com)



- [www.HorseShowPatterns.com](http://www.HorseShowPatterns.com)

[www.HorseShowPatterns.com](http://www.HorseShowPatterns.com)

[www.HorseShowPatterns.com](http://www.HorseShowPatterns.com)

[www.HorseShowPatterns.com](http://www.HorseShowPatterns.com)

[www.HorseShowPatterns.com](http://www.HorseShowPatterns.com)

[www.HorseShowPatterns.com](http://www.HorseShowPatterns.com)

[www.HorseShowPatterns.com](http://www.HorseShowPatterns.com)

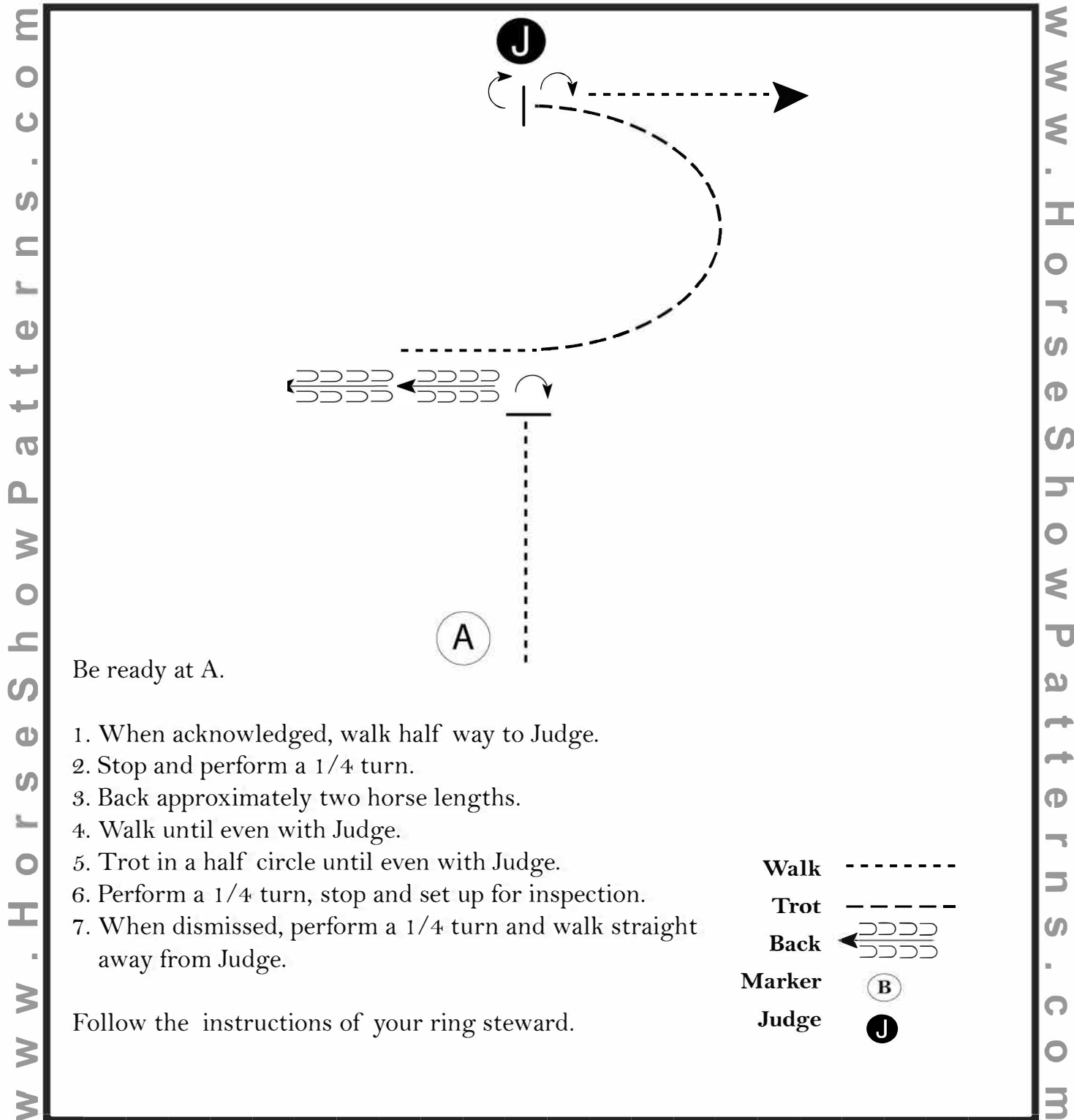
[www.HorseShowPatterns.com](http://www.HorseShowPatterns.com)

[www.HorseShowPatterns.com](http://www.HorseShowPatterns.com)

# 2023 MIHA REGIONALS

## Huntseat Fitting and Showing (All Divisions)

Show Date: 09-29 thru 10-1



[S/2-80]

Pattern Provided by:

**MIHA PATTERN COMMITTEE**

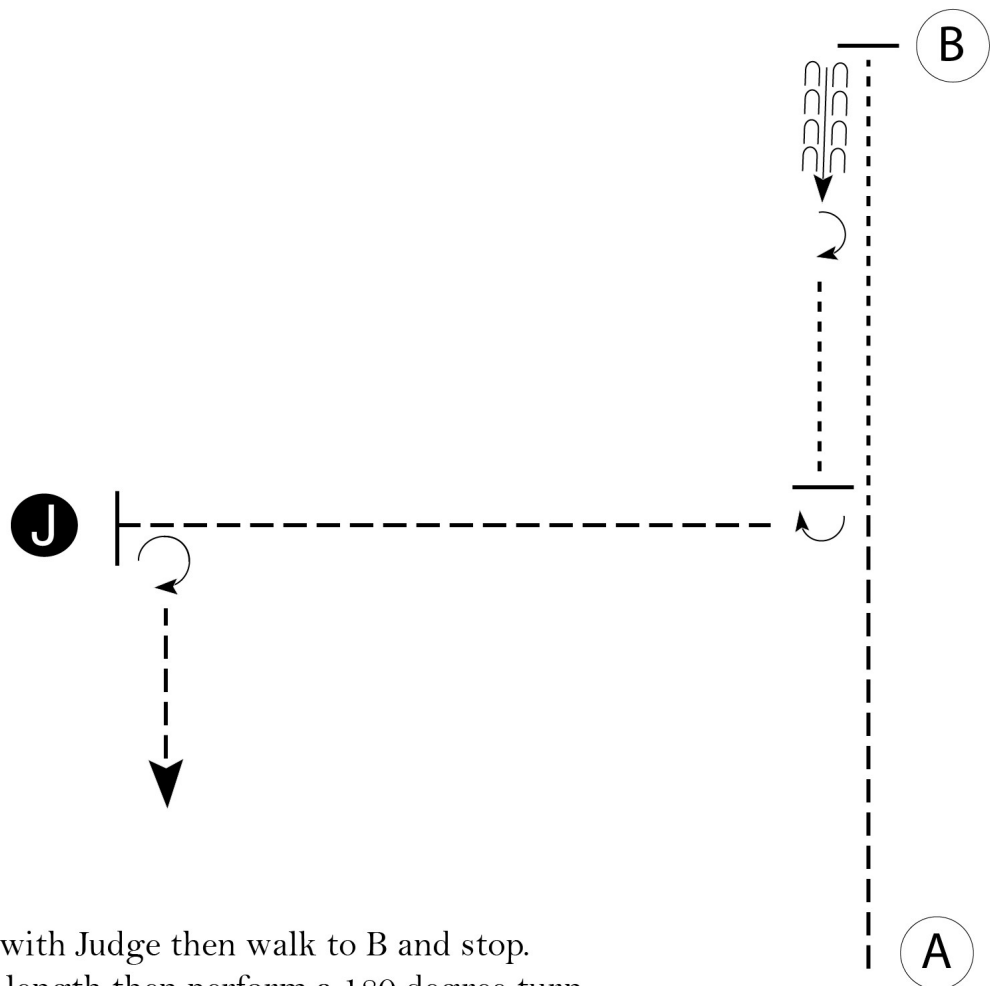
# 2023 MIHA REGIONALS

## Saddleseat Fitting and Showing (All Divisions)

Show Date: 09-29 thru 10-1

www.HorseShowPatterns.com

www.HorseShowPatterns.com



Be ready at A.

1. Trot until even with Judge then walk to B and stop.
2. Back one horse length then perform a 180 degree turn.
3. Walk until your horse's hip is even with Judge.
4. Perform a 1/4 turn.
5. Trot to Judge.
6. Set up.
7. Inspection. When dismissed, perform a 270 degree turn and trot to exit.

Walk -----  
Trot -----  
Back ←=====

Marker (B)  
Judge (J)

[S/2-120]

Pattern Provided by:

**MIHA PATTERN COMMITTEE**

[www.HorshowPatterns.com](http://www.HorshowPatterns.com)

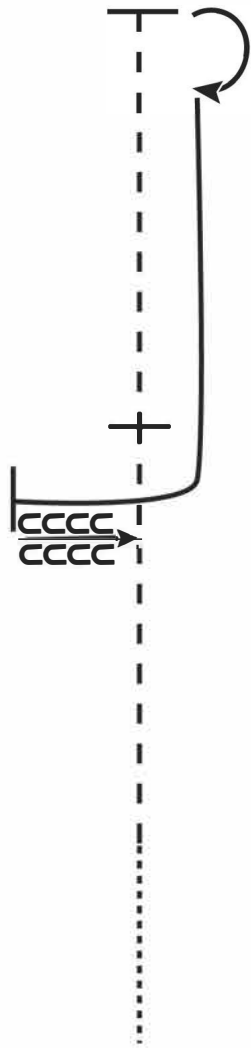
**[HSE/2-80]**

## MIHA PATTERN COMMITTEE

# 2023 MIHA REGIONALS

## Saddleseat Equitation Bareback (All Divisions)

Show Date: 09-29 thru 10-1



1. Walk 3 Horse lengths
2. Posting trot, left diagonal, 1/2 way
3. Stop
4. Posting trot, right diagonal
5. Stop and perform a 180 degree turn to the right on the forehand
6. Canter on the right lead as Illustrated
7. Then stop and back 4 steps
8. Trot to exit

Walk	.....
Trot	-----
Extended Trot	—————
Canter	—————
Leg Yield	
Lead Change	
Back	
Marker	(B)
Sidepass	

[HSE/2-8]

Pattern Provided by:

**MIHA PATTERN COMMITTEE**

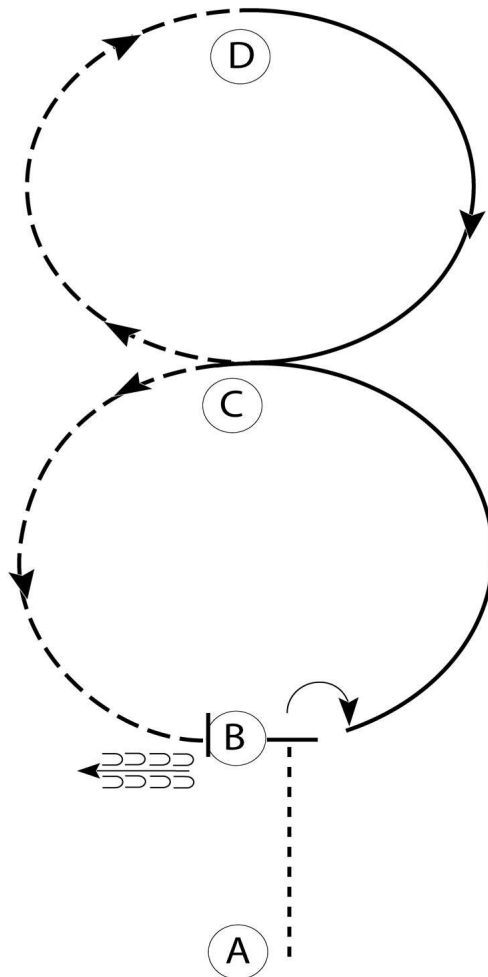
# 2023 MIHA REGIONALS

## Huntseat Equitation (All Divisions)

Show Date: 09-29 thru 10-1

w w w . H o r s e S h o w P a t t e r n s . c o m

w w w . H o r s e S h o w P a t t e r n s . c o m



Be ready at A.

1. Walk to B.
2. Stop at B and perform a 90 degree turn to the right on the forehand.
3. Canter on the left lead to C.
4. Posting trot from C to D.
5. Canter on the right lead from D to C.
6. Posting trot from C to B.
7. Stop at B and back one horse length.

Follow the instructions of your ring steward.

Walk	-----
Trot	- - - - -
Extended Trot	— — — — —
Canter	— — — — —
Leg Yield	
Lead Change	///
Back	←←←←←
Marker	(B)
Sidepass	← - - - - →
Hand Gallop	— — — — —

[HSE/2-13]

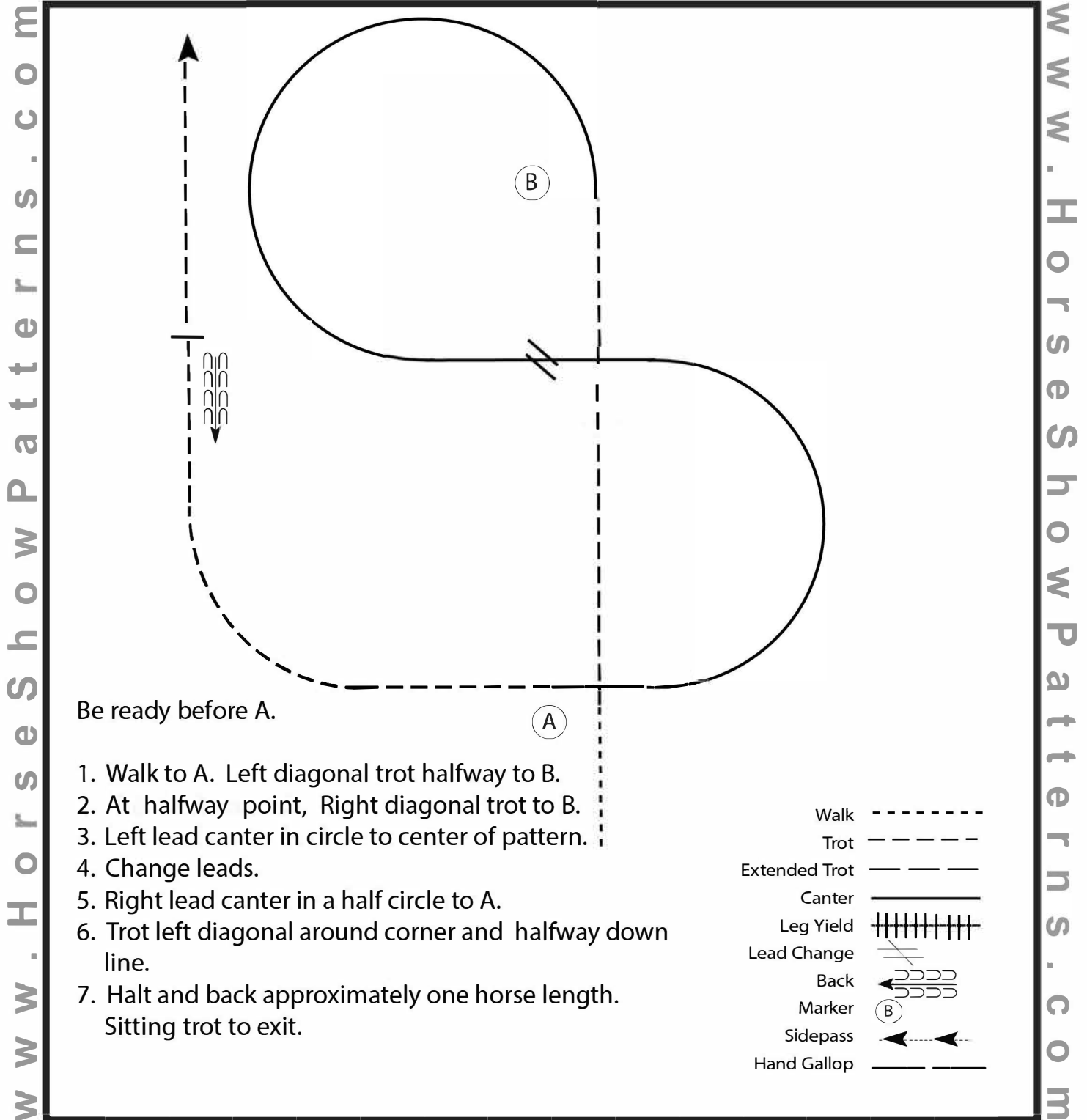
Pattern Provided by:

**MIHA PATTERN COMMITTEE**

# 2023 MIHA REGIONALS

## Huntseat Equitation Bareback (All Divisions)

Show Date: 09-29 thru 10-1



[HSE/1-83]

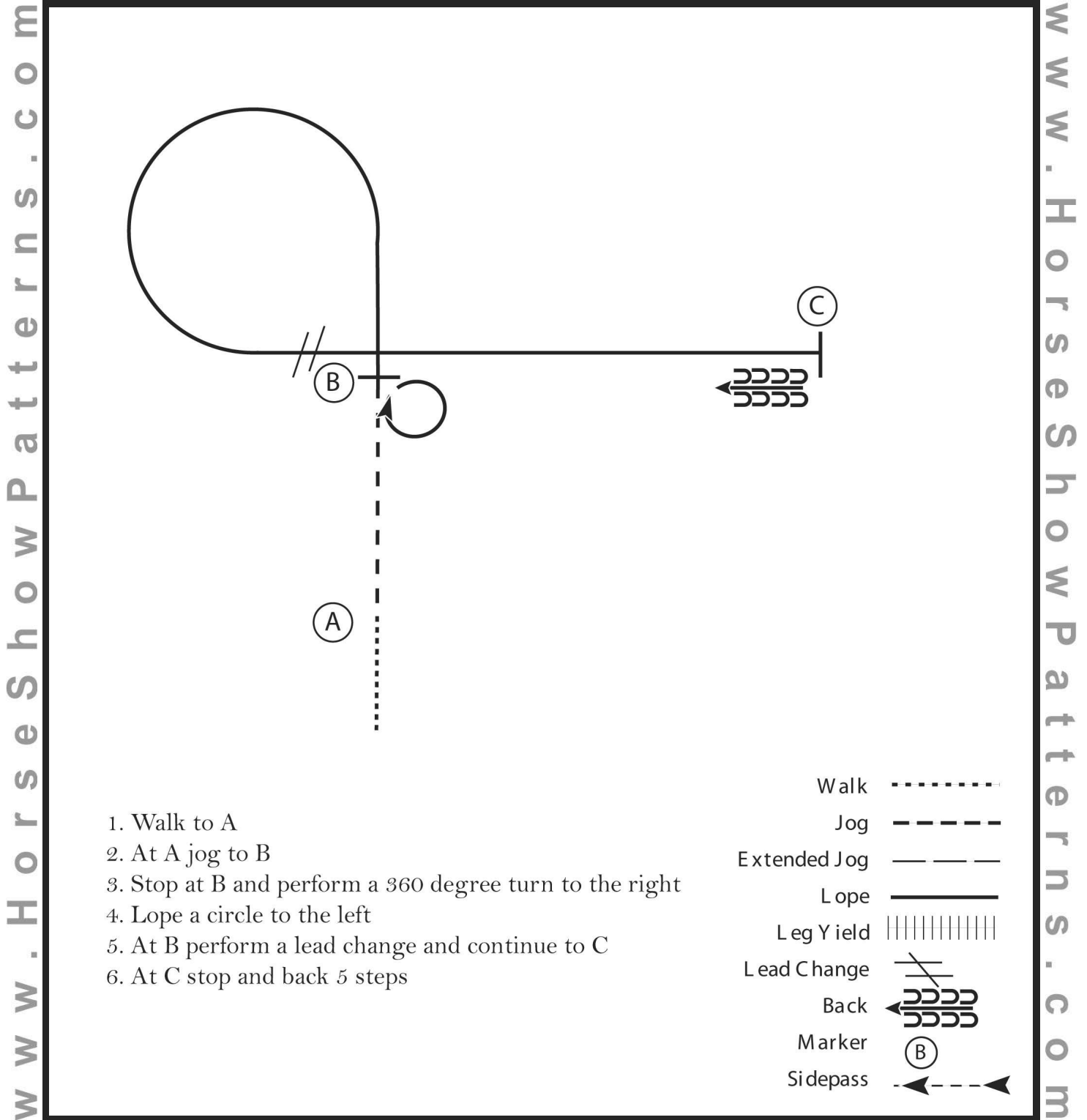
Pattern Provided by:

**MIHA PATTERN COMMITTEE**

# 2023 MIHA REGIONALS

## Western Horsemanship (All Divisions)

Show Date: 09-29 thru 10-1



[WH/2-10]

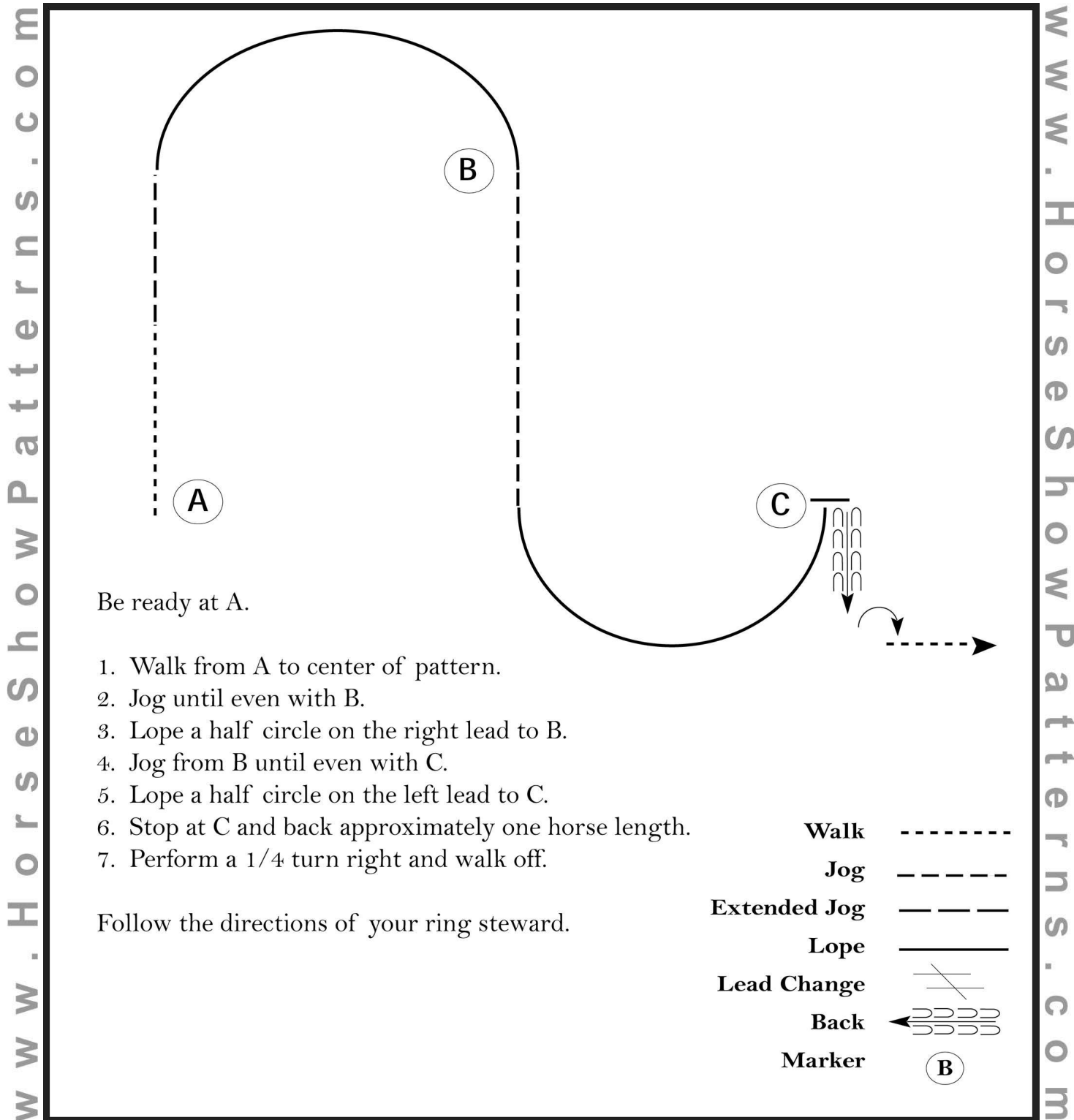
Pattern Provided by:

**MIHA PATTERN COMMITTEE**

# 2023 MIHA REGIONALS

## Western Horsemanship Bareback (All Divisions)

Show Date: 09-29 thru 10-1



[WH/1-80]

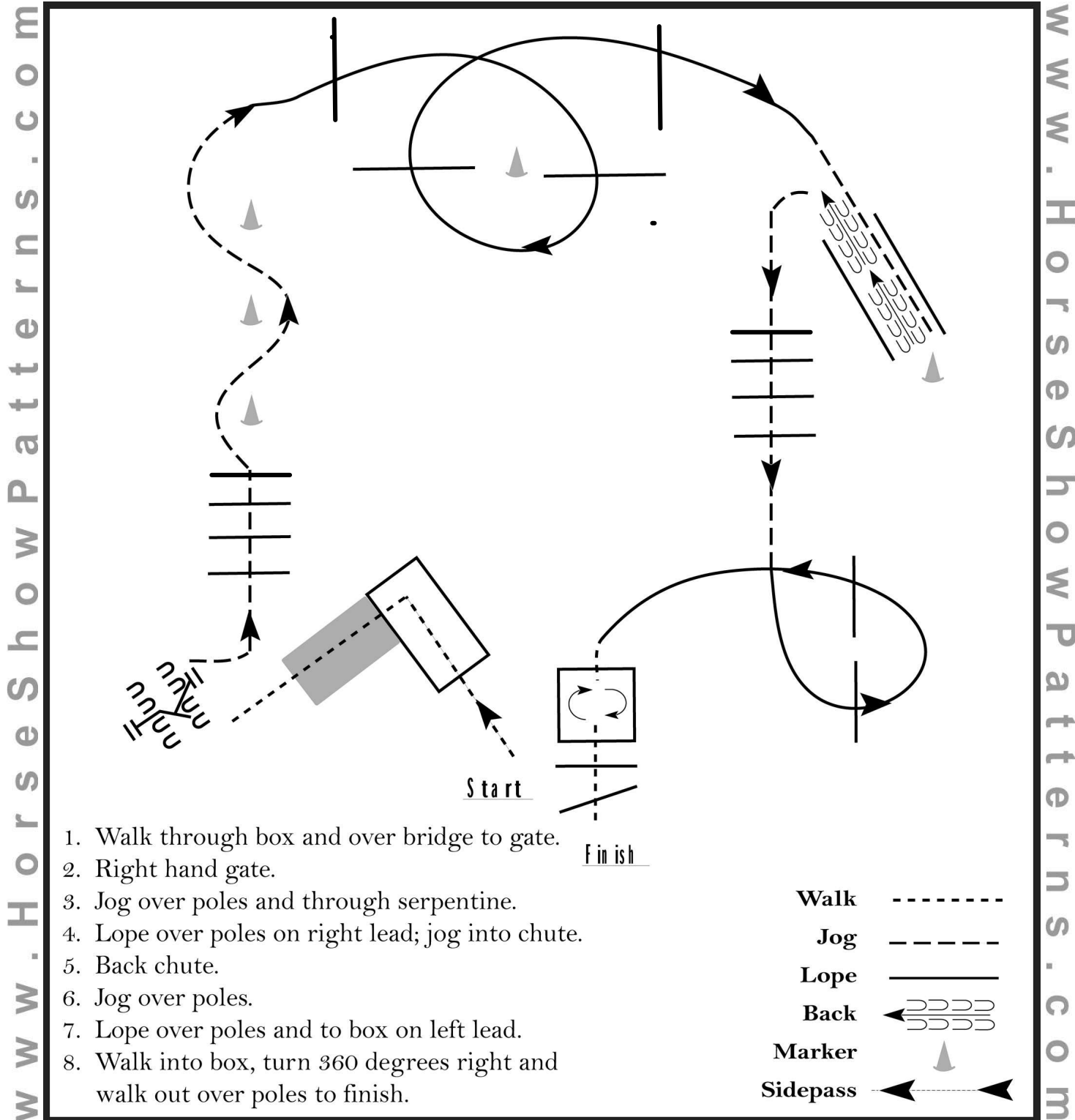
Pattern Provided by:

**MIHA PATTERN COMMITTEE**

# 2023 MIHA REGIONALS

## Trail (All Divisions)

Show Date: 09-29 thru 10-1



[T/2-42]

Pattern Provided by:

**MIHA PATTERN COMMITTEE**