

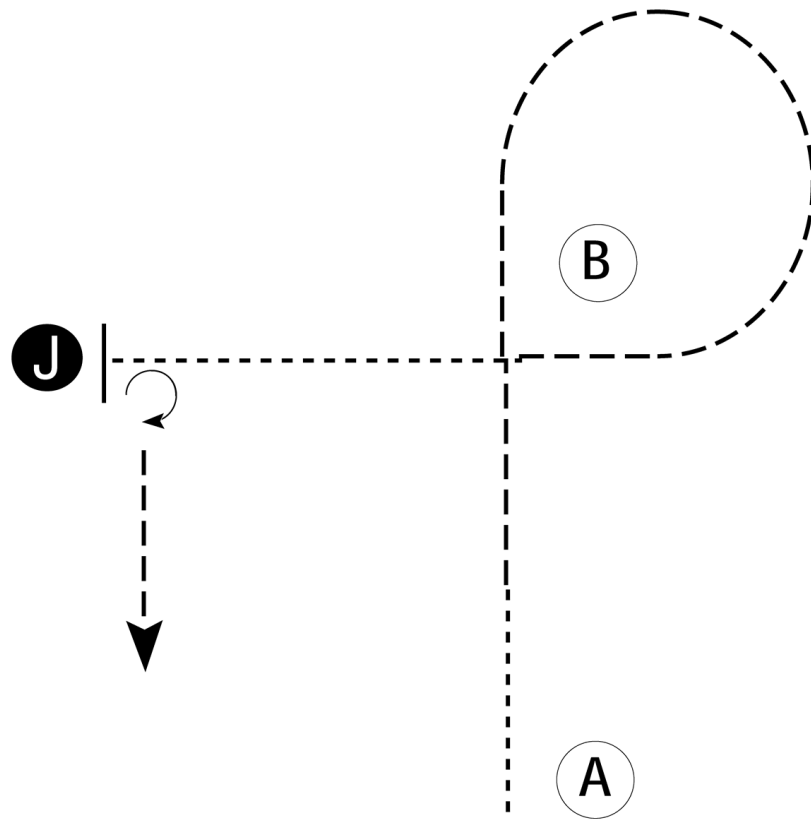
2024 MIHA Junior Division - Set 1

Western Fitting and Showing

Show Date:

w w w . H o r s e S h o w P a t t e r n s . c o m

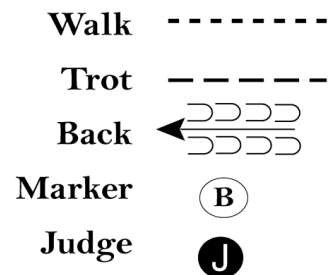
w w w . H o r s e S h o w P a t t e r n s . c o m



Be ready at A.

1. Walk halfway to B.
2. Trot to and around B as shown.
3. When just past B, walk to judge and set up for inspection.
4. When dismissed, perform a 270 degree turn and trot away.

Follow the instructions of your ring steward.



[S/1-79]

Pattern Provided by:
MIHA Pattern Committee

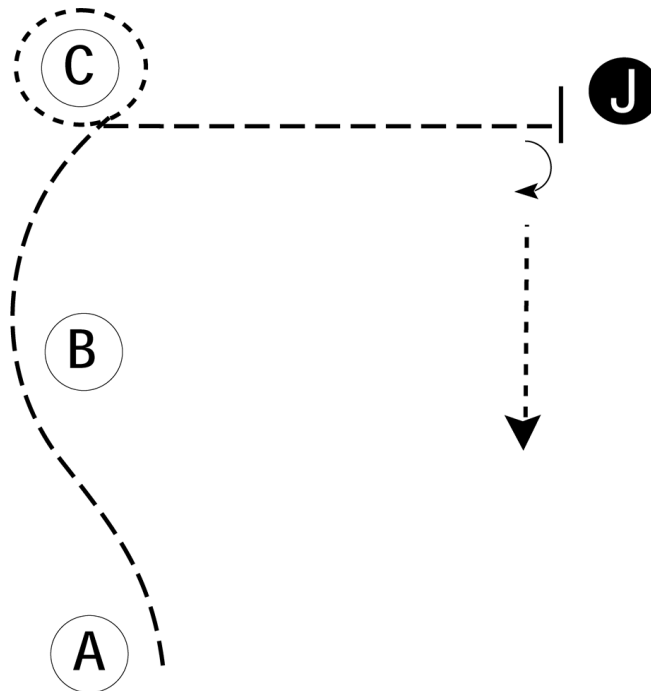
2024 MIHA Junior Division - Set 1

Hunt Seat Fitting and Showing

Show Date:

w w w . H o r s e S h o w P a t t e r n s . c o m

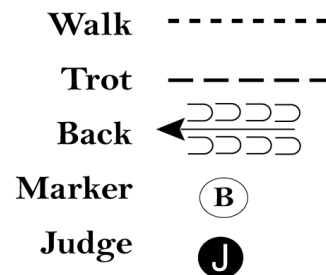
w w w . H o r s e S h o w P a t t e r n s . c o m



Be ready at A.

1. When acknowledged, trot from A, around B and to C.
2. Walk a tight circle around C.
3. Trot to judge.
4. Stop and set up for inspection.
5. When dismissed, perform a 90 degree turn and walk away from judge.

Follow the directions of your ring steward.



[S/1-58]

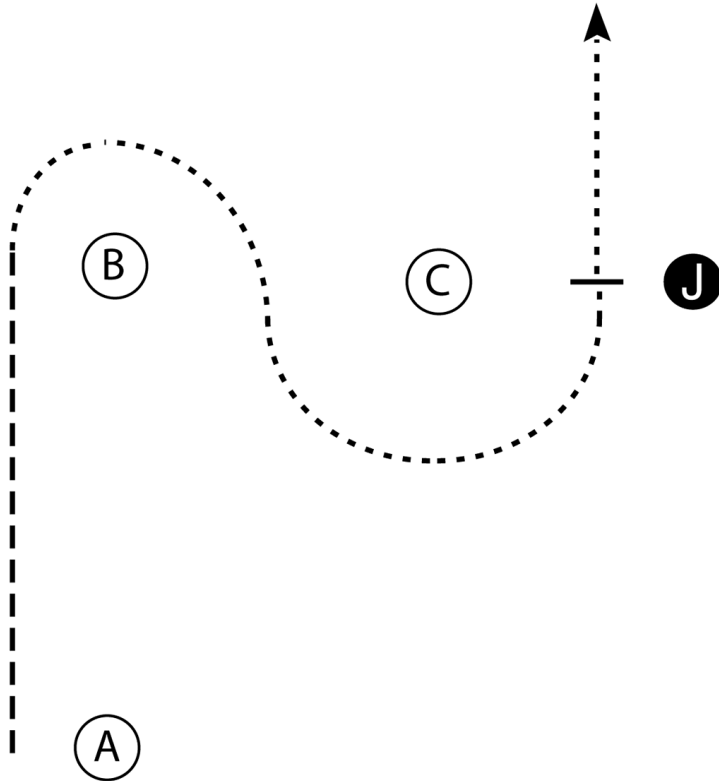
Pattern Provided by:

MIHA Pattern Committee

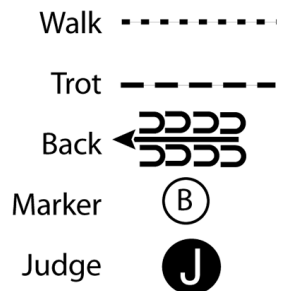
2024 MIHA Junior Division - Set 1

Saddle Seat Fitting and Showing

Show Date:



1. Trot from A to B.
2. Walk from B around C to the Judge.
3. Stop and set up for inspection.
4. When dismissed walk straight away from the Judge.



[S/1-13]

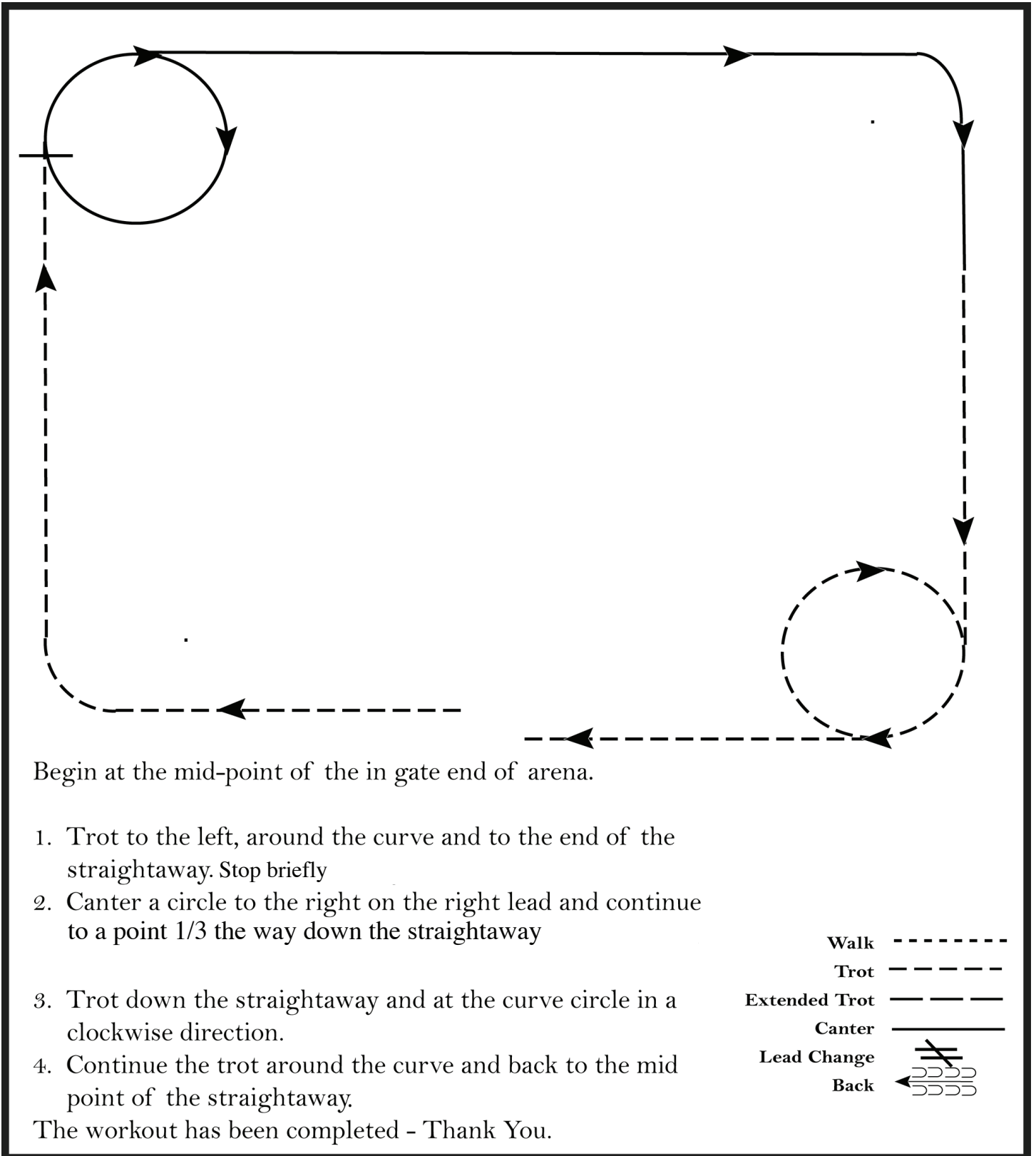
Pattern Provided by:

MIHA Pattern Committee

2024 MIHA Junior Division - Set 1

Saddle Seat Equitation

Show Date:



[SSE/2]

Pattern Provided by:

MIHA Pattern Committee

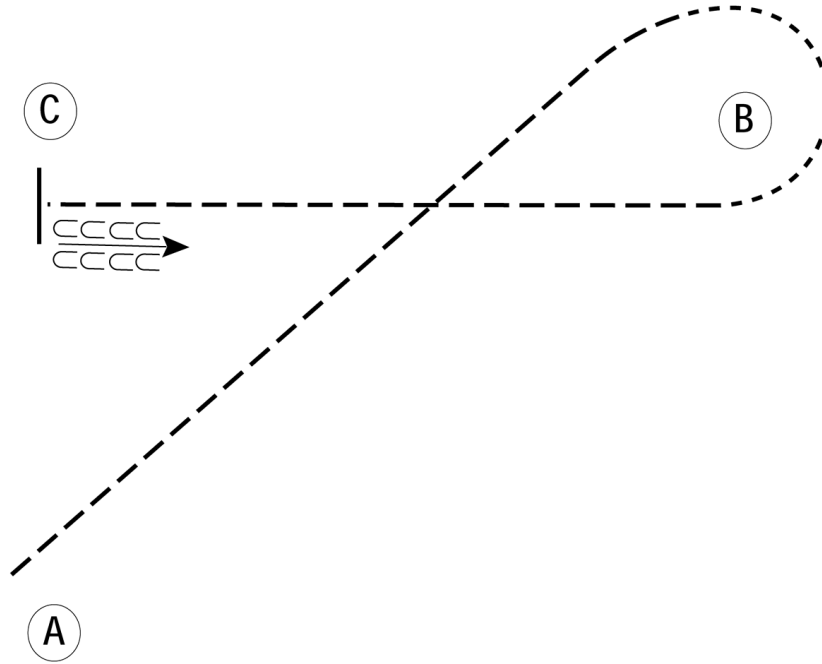
2024 MIHA Junior Division - Set 1

English Equitation Walk Trot

Show Date:

w w w . H o r s e S h o w P a t t e r n s . c o m

w w w . H o r s e S h o w P a t t e r n s . c o m



Be ready at A.

1. Posting trot on the left diagonal from A to B.
2. Walk around B.
3. Posting trot on the right diagonal to C.
4. Stop at C. Back approximately one horse length.
5. Follow the instructions of your ring steward.

Walk	-----
Trot	- - - - -
Extended Trot	- - - - -
Canter	—————
Leg Yield	
Lead Change	— / —
Back	← ← ← ← ←
Marker	ⓑ
Sidepass	← - - - - →
Hand Gallop	—————

[HSE/WT-26]

Pattern Provided by:
MIHA Pattern Committee

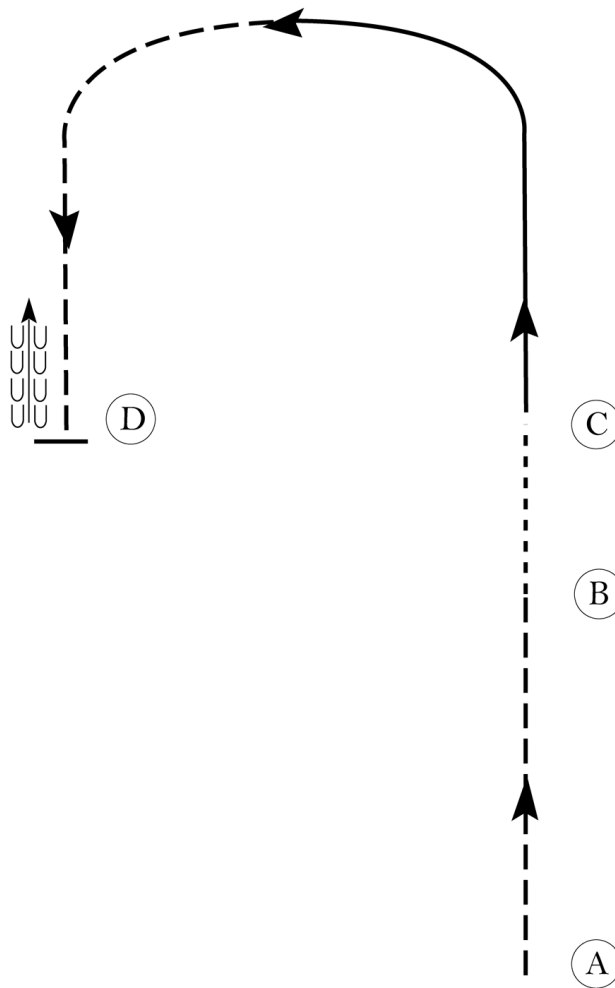
2024 MIHA Junior Division - Set 1

Hunt Seat Equitation

Show Date:

w w w . H o r s e S h o w P a t t e r n s . c o m

w w w . H o r s e S h o w P a t t e r n s . c o m



Be ready at A.

1. Posting trot on the left diagonal from A to B.
2. Walk from B to C.
3. Left lead canter at C.
4. When at the top of the arc, transition to a posting trot on the right diagonal to D.
5. Stop and back approximately one horse length at D.

Exit at a sitting trot.

Walk	-----
Trot	- - - - -
Extended Trot	— — — —
Canter	—————
Leg Yield	
Lead Change	— / —
Back	← ← ← ← ←
Marker	(B)
Sidepass	← — — — ←
Hand Gallop	— — — —

[HSE/1-20]

Pattern Provided by:

MIHA Pattern Committee

2024 MIHA Junior Division - Set 1

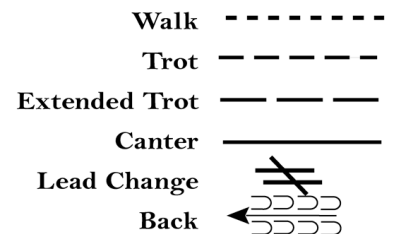
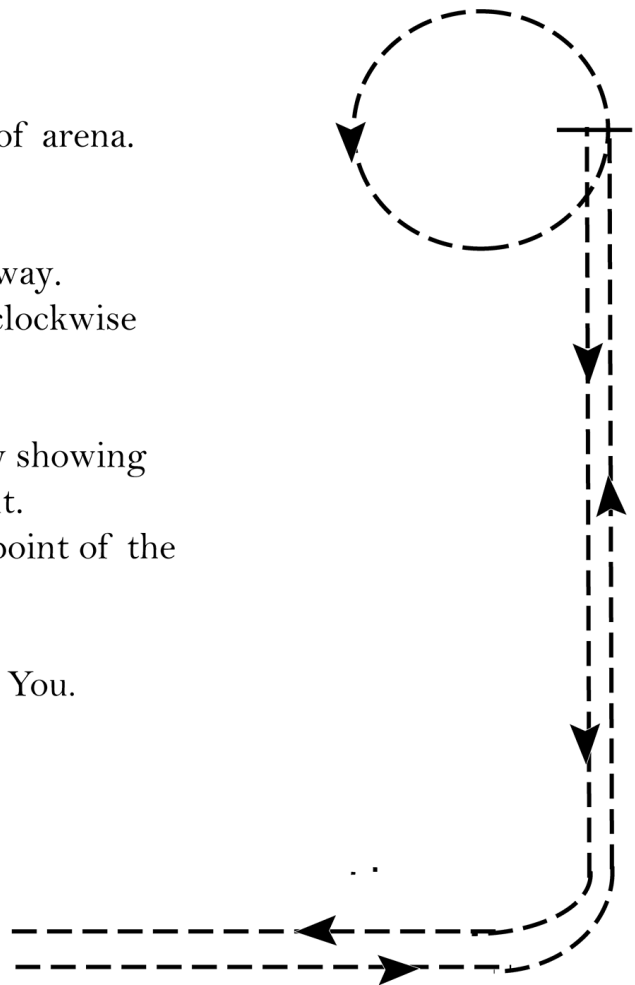
English Bareback

Show Date:

Begin at the mid-point of the in gate end of arena.

1. Trot along the rail to the right.
2. Briefly stop at the end of the straightaway.
3. Trot a circle at the curve in a counter-clockwise direction.
4. Close the circle, then stop briefly.
5. Reverse and trot down the straightaway showing one change of diagonal at the mid point.
6. Continue around the curve to the midpoint of the turn.

The workout has been completed - Thank You.



[SSE/1]

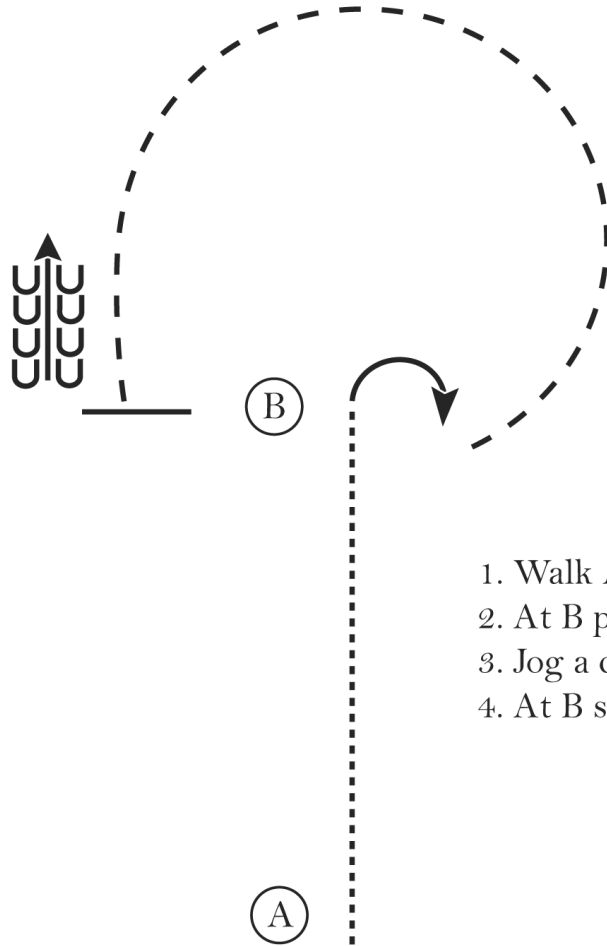
Pattern Provided by:

MIHA Pattern Committee

2024 MIHA Junior Division - Set 1

Western Horsemanship Walk Trot

Show Date:



1. Walk A to B
2. At B perform a 90 degree turn to the right
3. Jog a circle around B
4. At B stop and back 4 steps

Walk
Jog	-----
Extended Jog	- - - - -
Lope	—————
Leg Yield	
Lead Change	↘
Back	← ← ←
Marker	(B)
Sidepass	←-----→

[WH/WT-7]

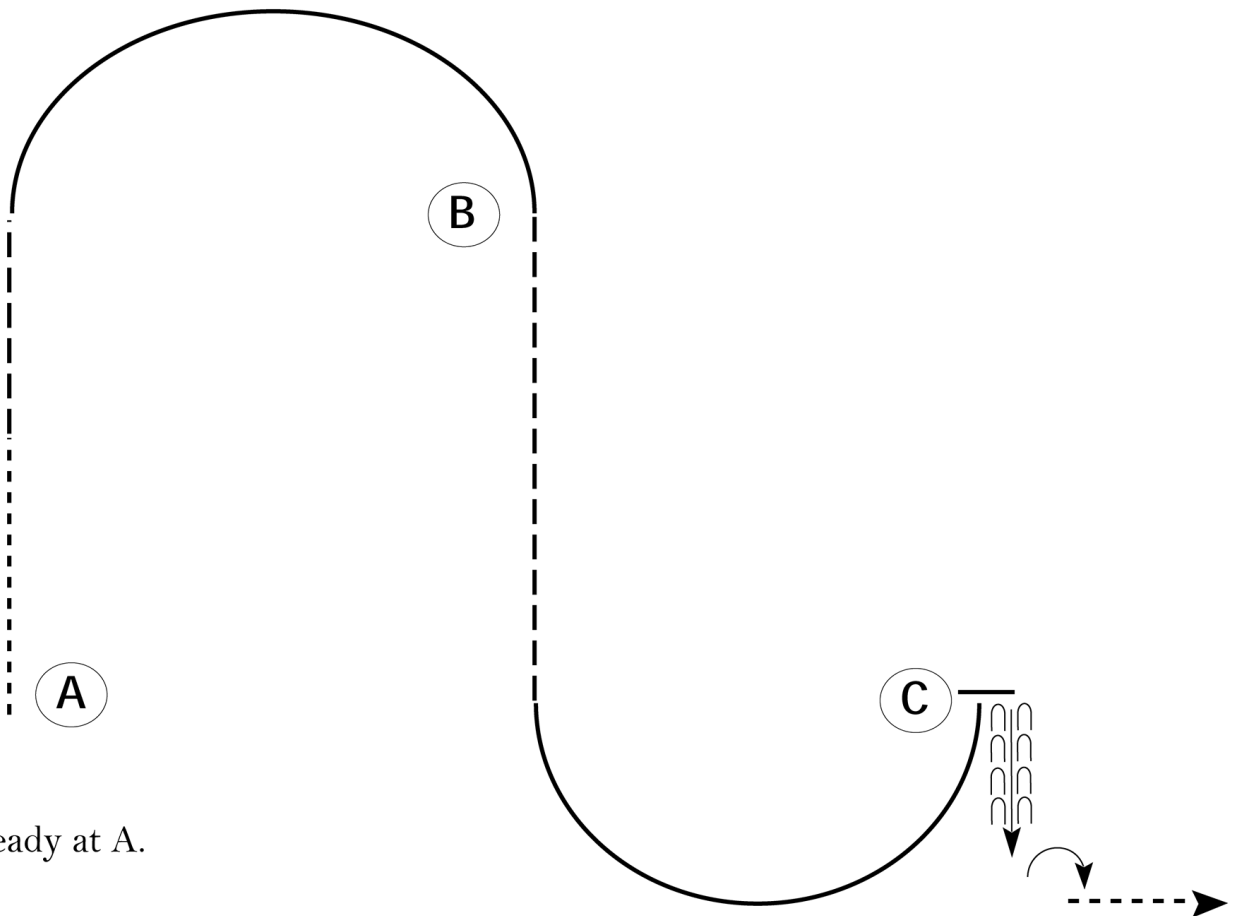
Pattern Provided by:

MIHA Pattern Committee

2024 MIHA Junior Division - Set 1

Western Horsemanship

Show Date:



Be ready at A.

1. Walk from A to center of pattern.
2. Jog until even with B.
3. Lope a half circle on the right lead to B.
4. Jog from B until even with C.
5. Lope a half circle on the left lead to C.
6. Stop at C and back approximately one horse length.
7. Perform a 1/4 turn right and walk off.

Follow the directions of your ring steward.

Walk	-----
Jog	- - - - -
Extended Jog	— — — —
Lope	—————
Lead Change	
Back	
Marker	

[WH/1-80]

Pattern Provided by:
MIHA Pattern Committee

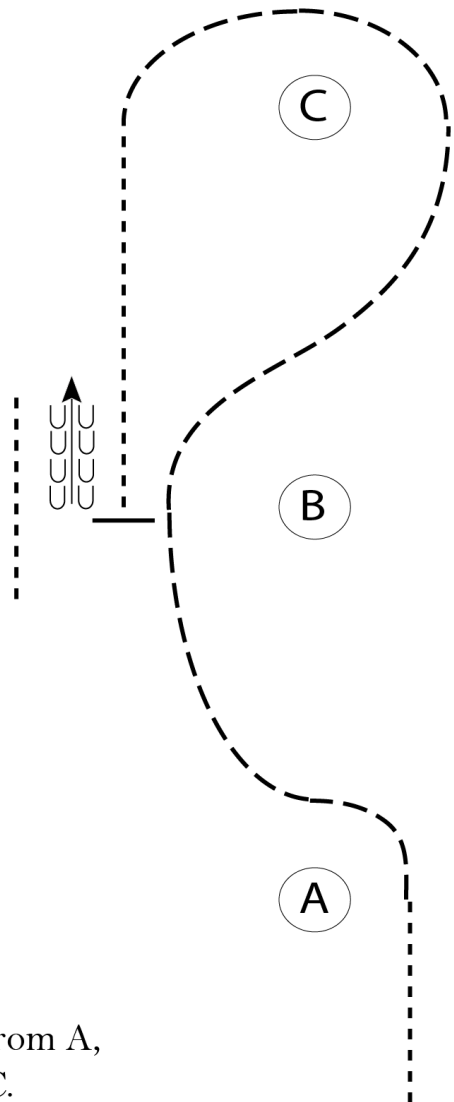
2024 MIHA Junior Division - Set 1

Western Bareback

Show Date:

w w w . H o r s e S h o w P a t t e r n s . c o m

w w w . H o r s e S h o w P a t t e r n s . c o m



Be ready before A.

1. Walk to A.
2. Jog a serpentine from A, around B and to C.
3. Continue the jog around C
4. Walk until even with B.
5. Back approximately one horse length.
6. Walk to exit.

Follow the instructions of your ring steward.

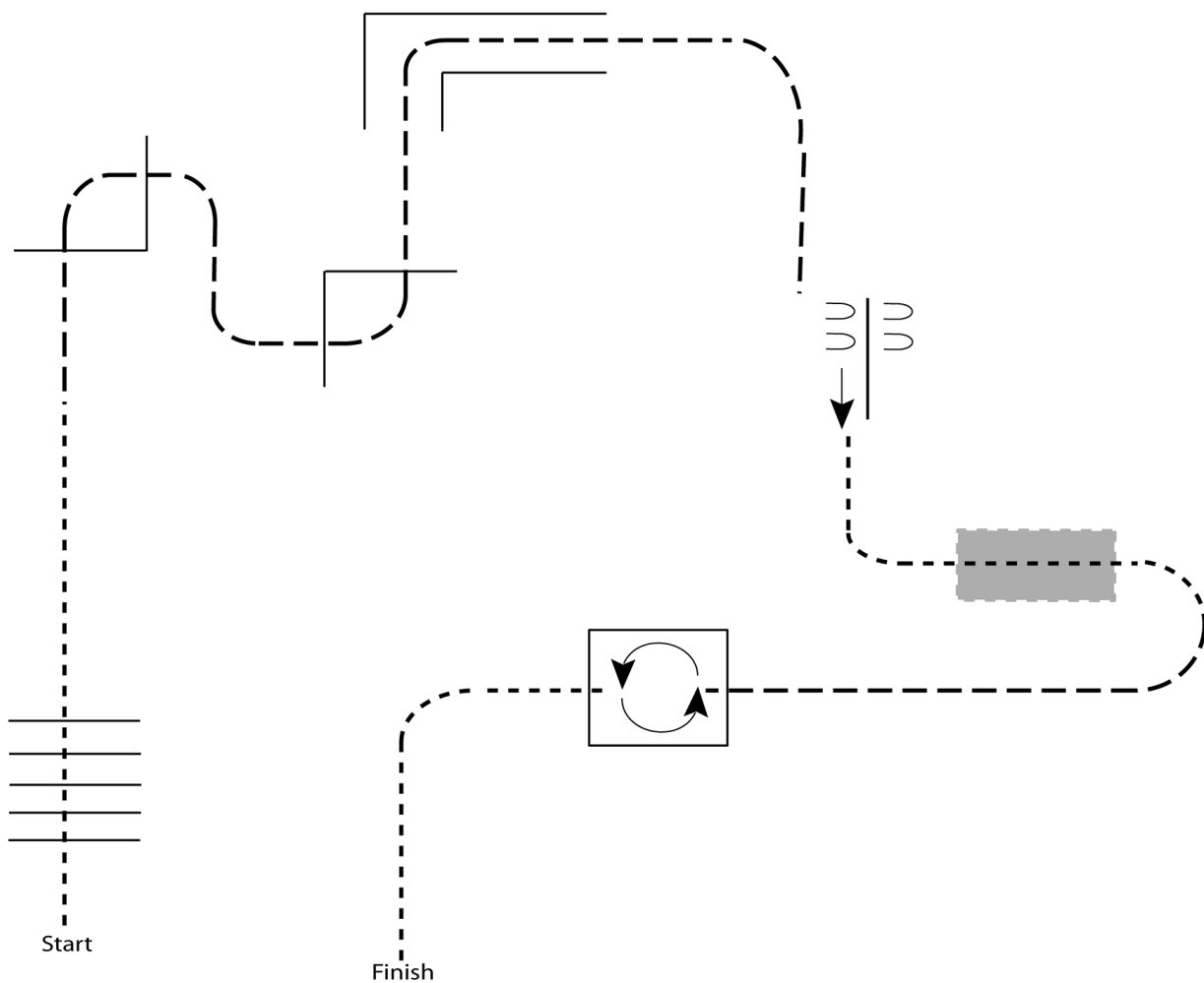
Walk
Jog	- - - - -
Extended Jog	- - - - -
Lope	—————
Lead Change	———/———
Back	←———
Marker	ⓑ

[WH/WT-95]

Pattern Provided by:
MIHA Pattern Committee

2024 MIHA Junior Division - Set 1 Trail

Show Date:



1. Walk over poles
2. Jog over poles
3. Jog through chute
4. Sidepass over log to the right
5. Walk over bridge
6. Jog into box and perform a 360 degree turn to the left
7. Walk out of box to finish

Walk	-----
Jog	-----
Extended Jog	-----
Lope	—————
Leg Yield	
Lead Change	—/—
Back	←←←←←
Marker	Ⓚ
Sidepass	←-----→

[T/WT-5]

Pattern Provided by:

MIHA Pattern Committee

www.HorseShowPatterns.com

www.HorseShowPatterns.com