

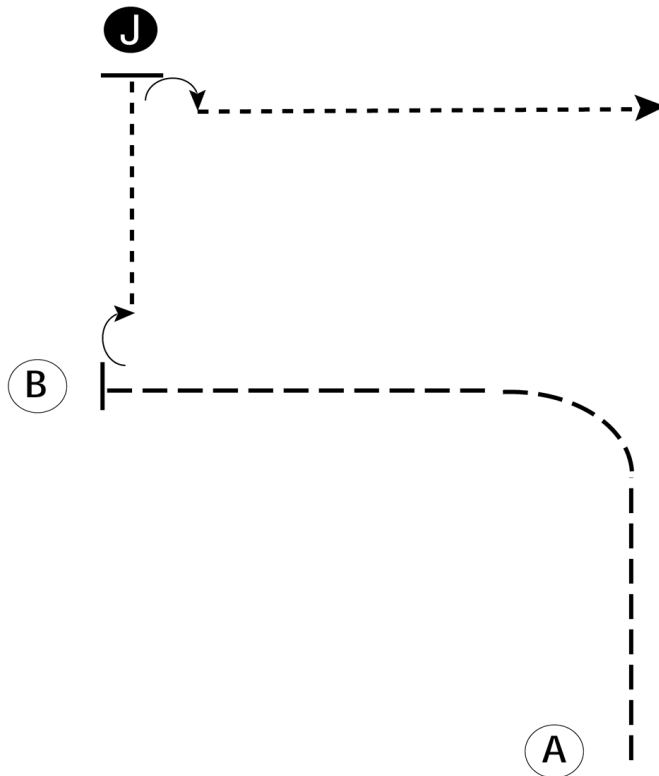
2024 MIHA Junior Division - Set 2

Western Fitting and Showing

Show Date:

w w w . H o r s e S h o w P a t t e r n s . c o m

w w w . H o r s e S h o w P a t t e r n s . c o m



Be ready at A.

1. Trot from A to B.
2. Stop at B and perform a 90 degree turn.
3. Walk to the judge.
4. Stop and set up for inspection.
5. When dismissed, perform a 90 degree turn.
6. Walk away from judge.
7. Follow the instructions of your ring steward.

Walk	-----
Trot	- . - . - .
Back	← — — — — — ← — — — — —
Marker	Ⓚ
Judge	ⓐ

[S/WT-15]

Pattern Provided by:

MIHA Pattern Committee

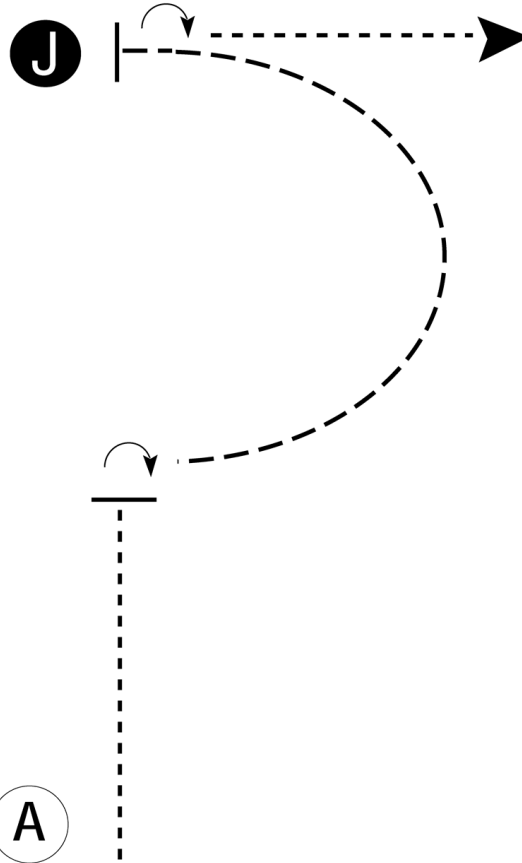
2024 MIHA Junior Division - Set 2

Hunt Seat Fitting and Showing

Show Date:

w w w . H o r s e S h o w P a t t e r n s . c o m

w w w . H o r s e S h o w P a t t e r n s . c o m



Be ready at A.

1. When acknowledged, walk half the distance to Judge.
2. Stop and perform a 1/4 turn.
3. Trot in a half circle to Judge.
4. Stop and set up for inspection.
5. When dismissed, perform a 1/2 turn and walk straight away from Judge.

Follow the instructions of your ring steward.

Walk	-----
Trot	- - - - -
Back	←
Marker	(B)
Judge	(J)

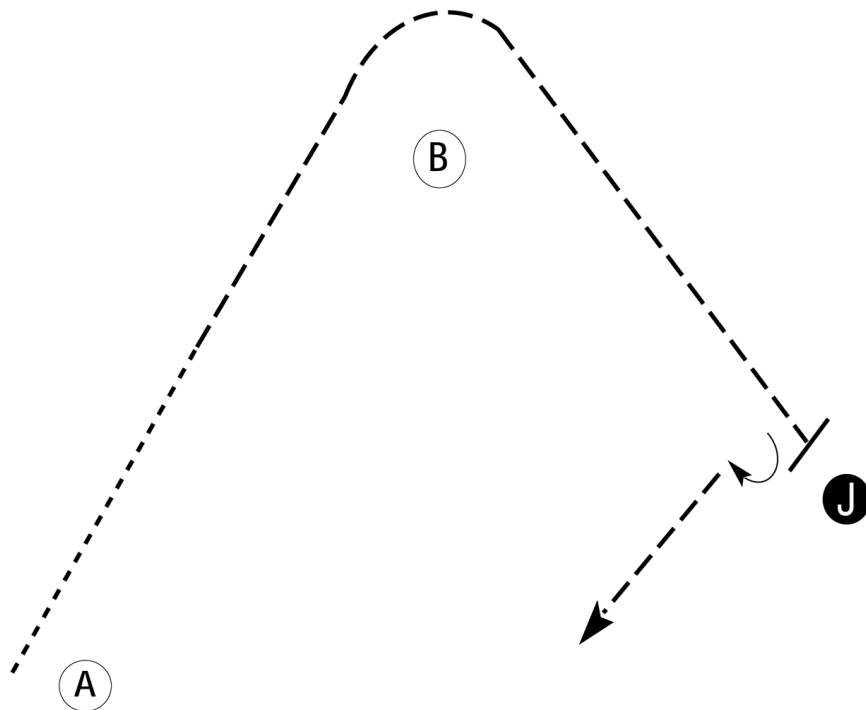
[S/WT-80]

Pattern Provided by:
MIHA Pattern Committee

2024 MIHA Junior Division - Set 2

Saddleseat Fitting and Showing

Show Date:



Be ready at A.

1. Walk halfway to B.
2. Trot around B to the Judge.
3. Stop and set up for inspection.
4. When dismissed perform a 90 degree turn.
5. Trot straight away from the Judge.

Follow the instructions of your ring steward.

Walk	-----
Trot	- - - - -
Back	←
Marker	ⓑ
Judge	ⓐ

[S/WT-34]

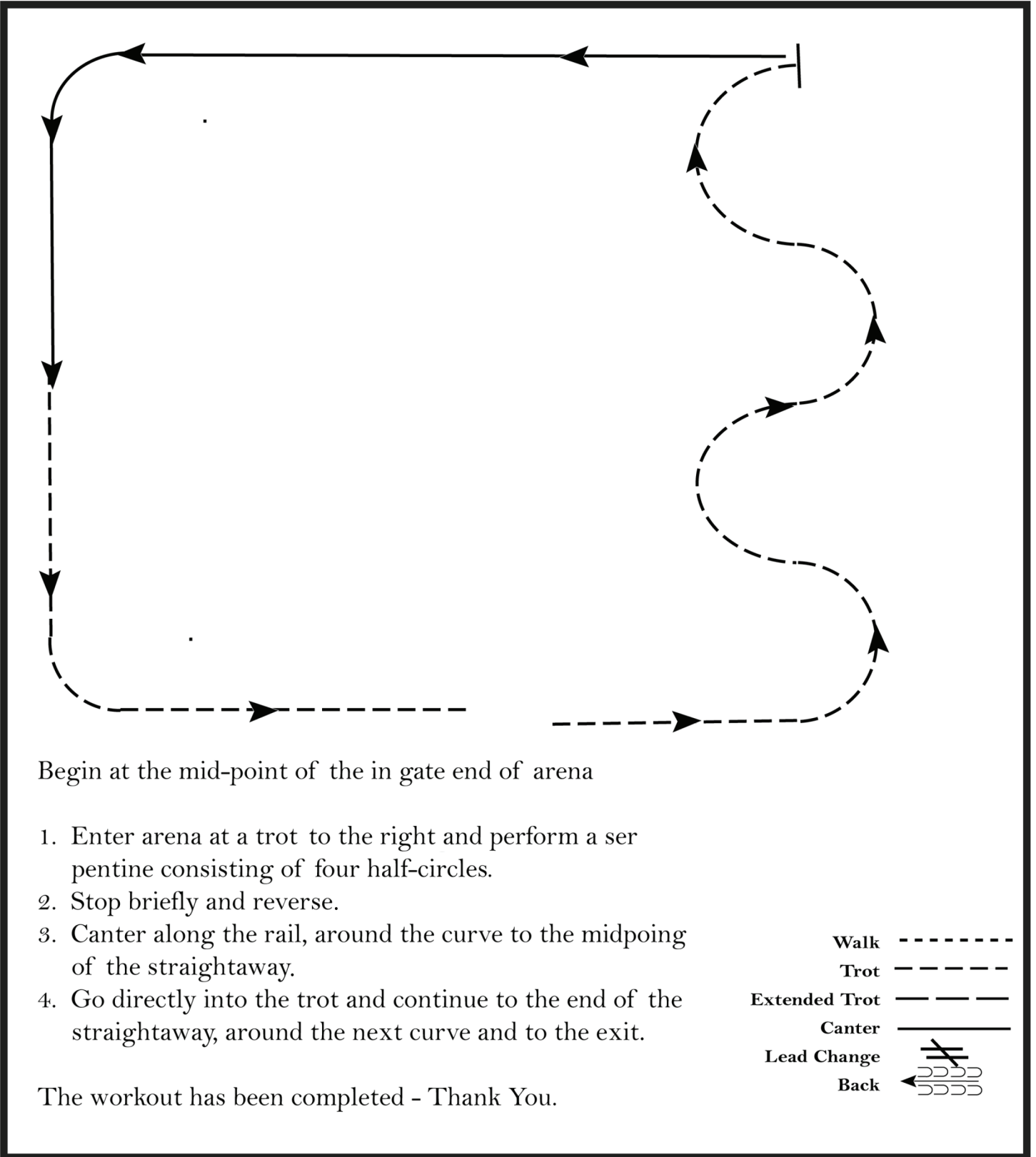
Pattern Provided by:

MIHA Pattern Committee

2024 MIHA Junior Division - Set 2

Saddle Seat Equitation

Show Date:



[SSE/11]

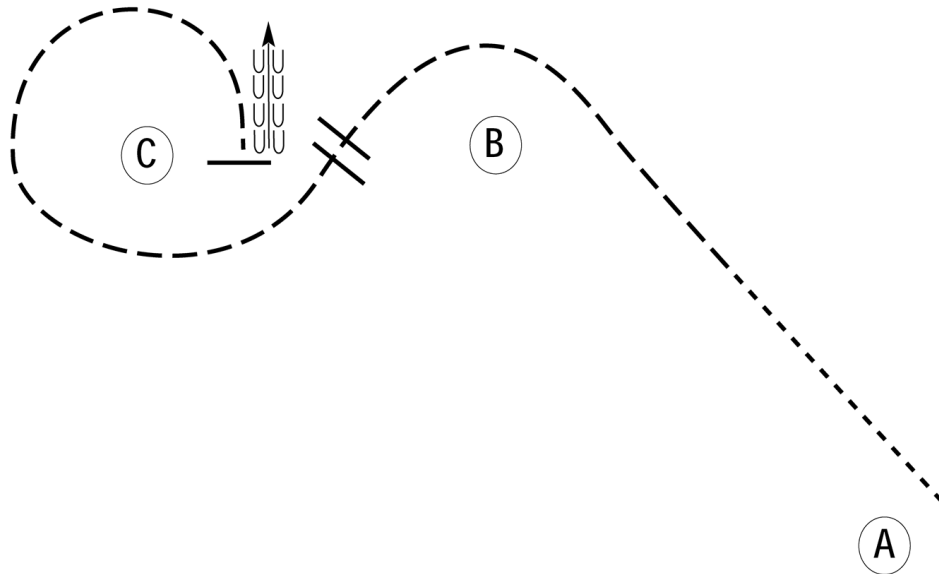
Pattern Provided by:

MIHA Pattern Committee

2024 MIHA Junior Division - Set 2

English Equitation Walk Trot

Show Date:



Be ready at A.

1. Walk halfway to B.
2. Posting trot on the right diagonal to and around B and halfway to C.
3. Change diagonals halfway to C.
4. Posting trot on the left diagonal to and around C.
5. Stop at C.
6. Back approximately one horse length.

Walk	-----
Trot	- - - - -
Extended Trot	- - - - -
Canter	—————
Leg Yield	
Lead Change	↘ ↙
Back	← ← ← ← ←
Marker	(B)
Sidepass	← - - - - →
Hand Gallop	—————

[HSE/WT-13]

Pattern Provided by:

MIHA Pattern Committee

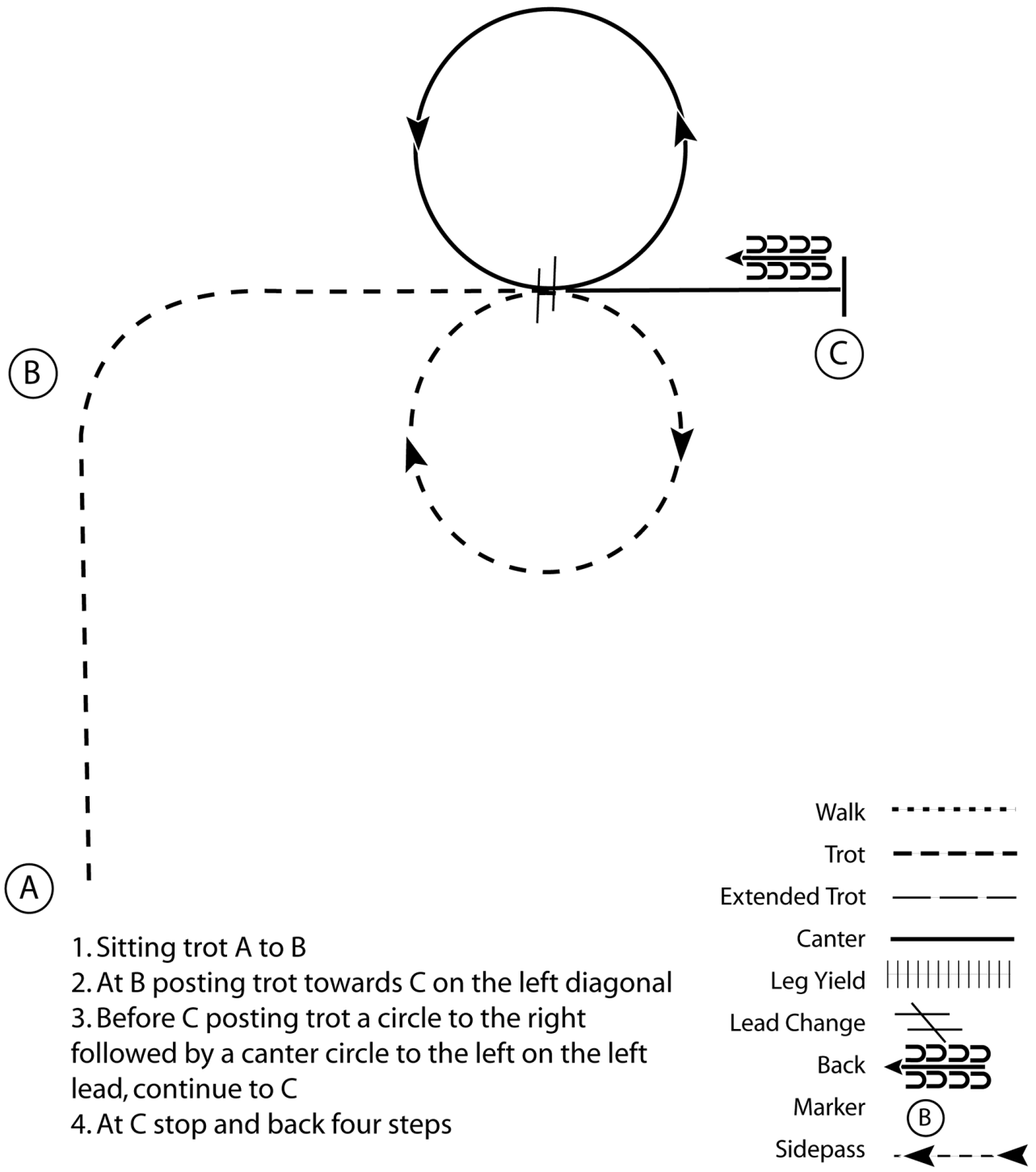
2024 MIHA Junior Division - Set 2

Hunt Seat Equitation

Show Date:

w w w . H o r s e S h o w P a t t e r n s . c o m

w w w . H o r s e S h o w P a t t e r n s . c o m



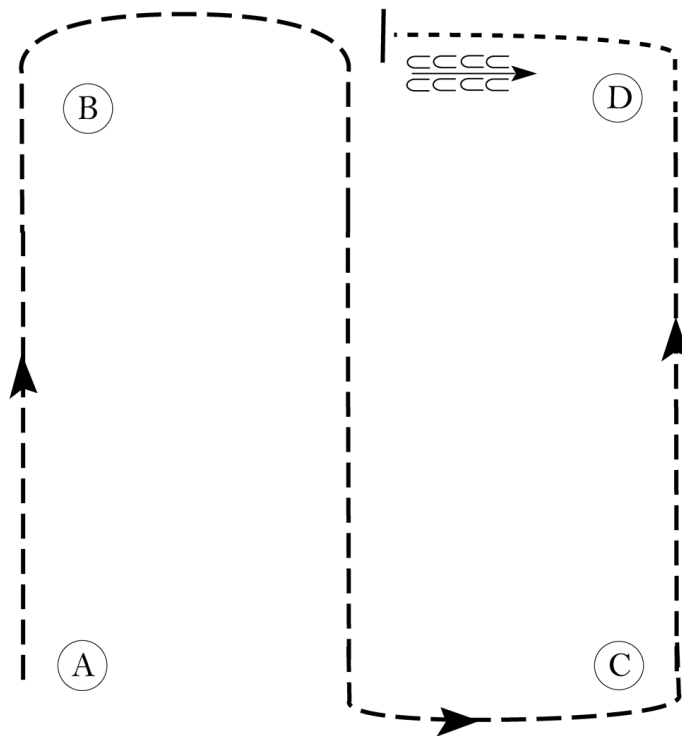
[HSE/1-10]

Pattern Provided by:
 MIHA Pattern Committee

2024 MIHA Junior Division - Set 2

English Bareback

Show Date:



Be ready at A.

1. Posting trot to and around B on the left diagonal.
2. Halfway between B and C, change diagonals.
3. Posting trot on the right diagonal to and around C.
4. Continue to trot to D.
5. At D, walk.
6. Walk until halfway to B, stop and back one horse length.

Walk	-----
Trot	- - - - -
Extended Trot	— — — — —
Canter	—————
Leg Yield	
Lead Change	— / —
Back	← ← ← ← ←
Marker	⊙ B
Sidepass	← — — — — ←
Hand Gallop	— — — — —

[HSE/WT-25]

Pattern Provided by:

MIHA Pattern Committee

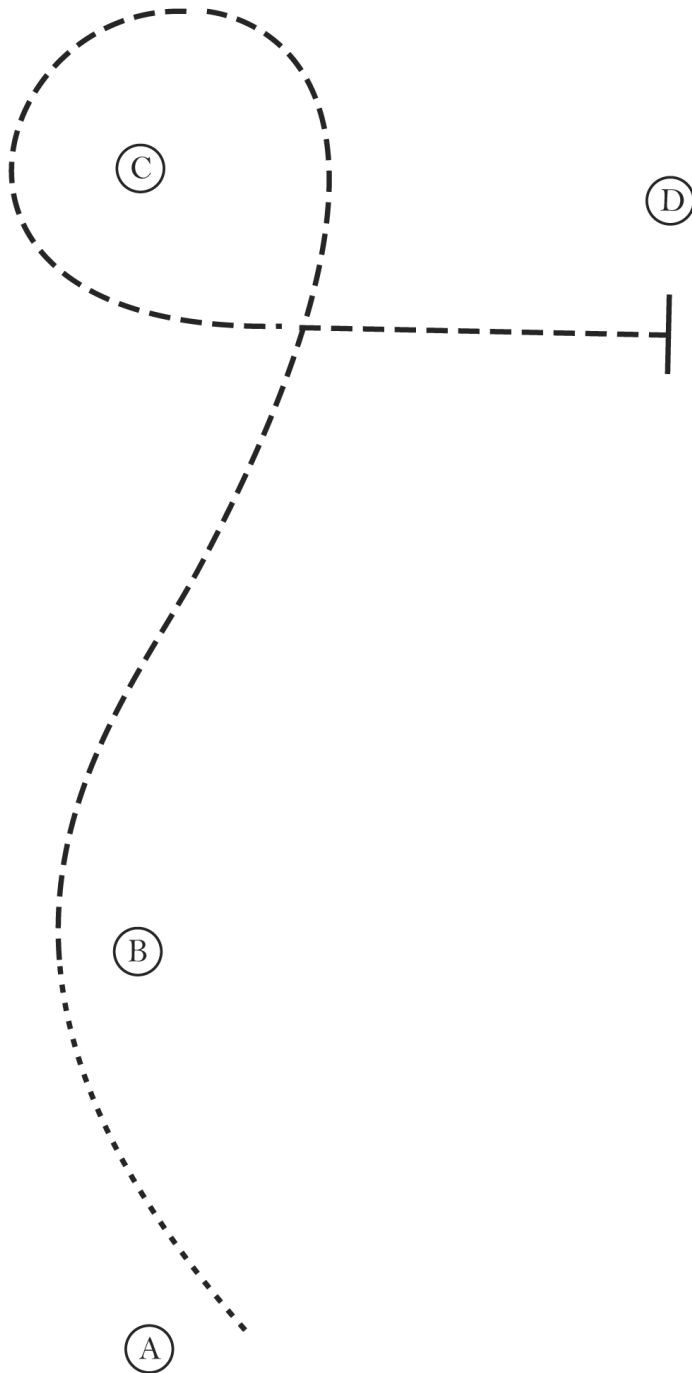
w w w . H o r s e S h o w P a t t e r n s . c o m

w w w . H o r s e S h o w P a t t e r n s . c o m

2024 MIHA Junior Division - Set 2

Western Horsemanship Walk Trot

Show Date:



1. Walk A to B.
2. Jog B to C.
3. Jog around C.
4. Jog to D, Stop.

Walk
Jog	-----
Extended Jog	-----
Lope	—————
Leg Yield	
Lead Change	↘
Back	←←←←←
Marker	(B)
Sidepass	←←←←←

[WH/WT-3]

Pattern Provided by:

MIHA Pattern Committee

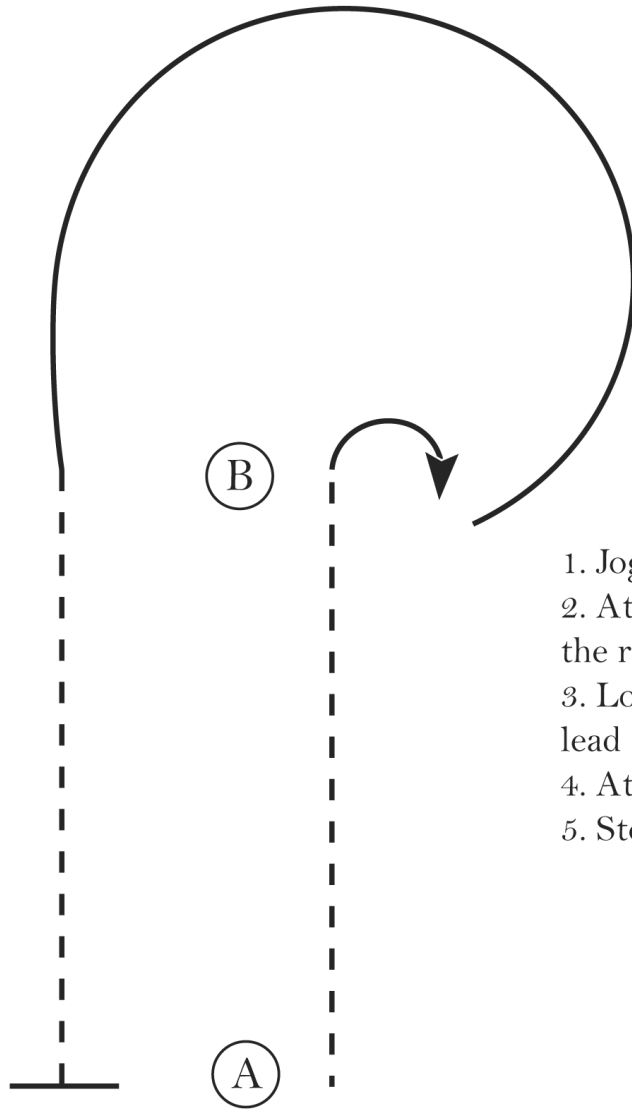
2024 MIHA Junior Division - Set 2

Western Horsemanship

Show Date:

w w w . H o r s e S h o w P a t t e r n s . c o m

w w w . H o r s e S h o w P a t t e r n s . c o m



1. Jog A to B
2. At B perform a 90 degree turn to the right
3. Lope a circle around B on the left lead
4. At B jog to A
5. Stop at A.

Walk
Jog	- - - - -
Extended Jog	- - - - -
Lope	—————
Leg Yield	
Lead Change	↙ ↘
Back	←←←←← ←←←←←
Marker	⊙ (B)
Sidepass	← - - - - ←

[WH/1-14]

Pattern Provided by:

MIHA Pattern Committee

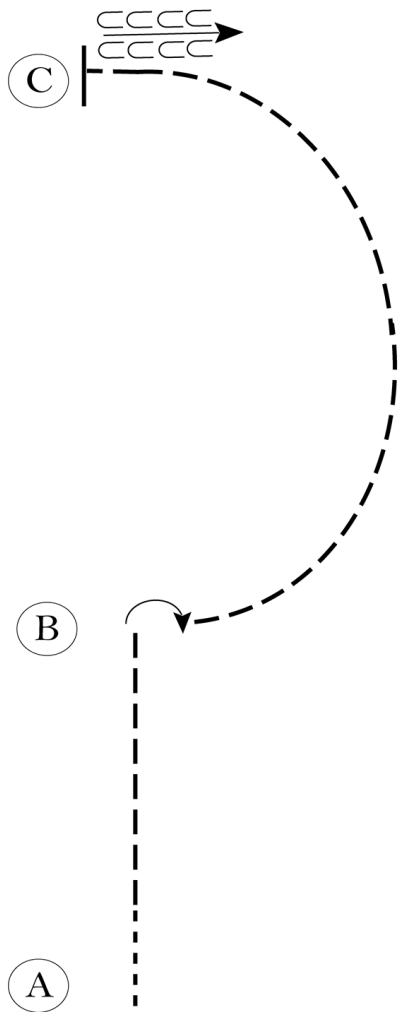
2024 MIHA Junior Division - Set 2

Western Bareback

Show Date:

w w w . H o r s e S h o w P a t t e r n s . c o m

w w w . H o r s e S h o w P a t t e r n s . c o m



Be ready at A.

1. Walk approximately 2 horse lengths from A.
2. Jog to B.
3. Turn 1/4 turn to the right.
4. Jog in a half circle to C.
5. Stop at C and back approximately one horse length.

Follow the instructions of your ring steward.

Walk	-----
Jog	- - - - -
Extended Jog	- - - - -
Lope	—————
Leg Yield	
Lead Change	— / —
Back	← ← ← ← ←
Marker	Ⓚ
Sidepass	← — — — — →

[WH/WT-59]

Pattern Provided by:

MIHA Pattern Committee

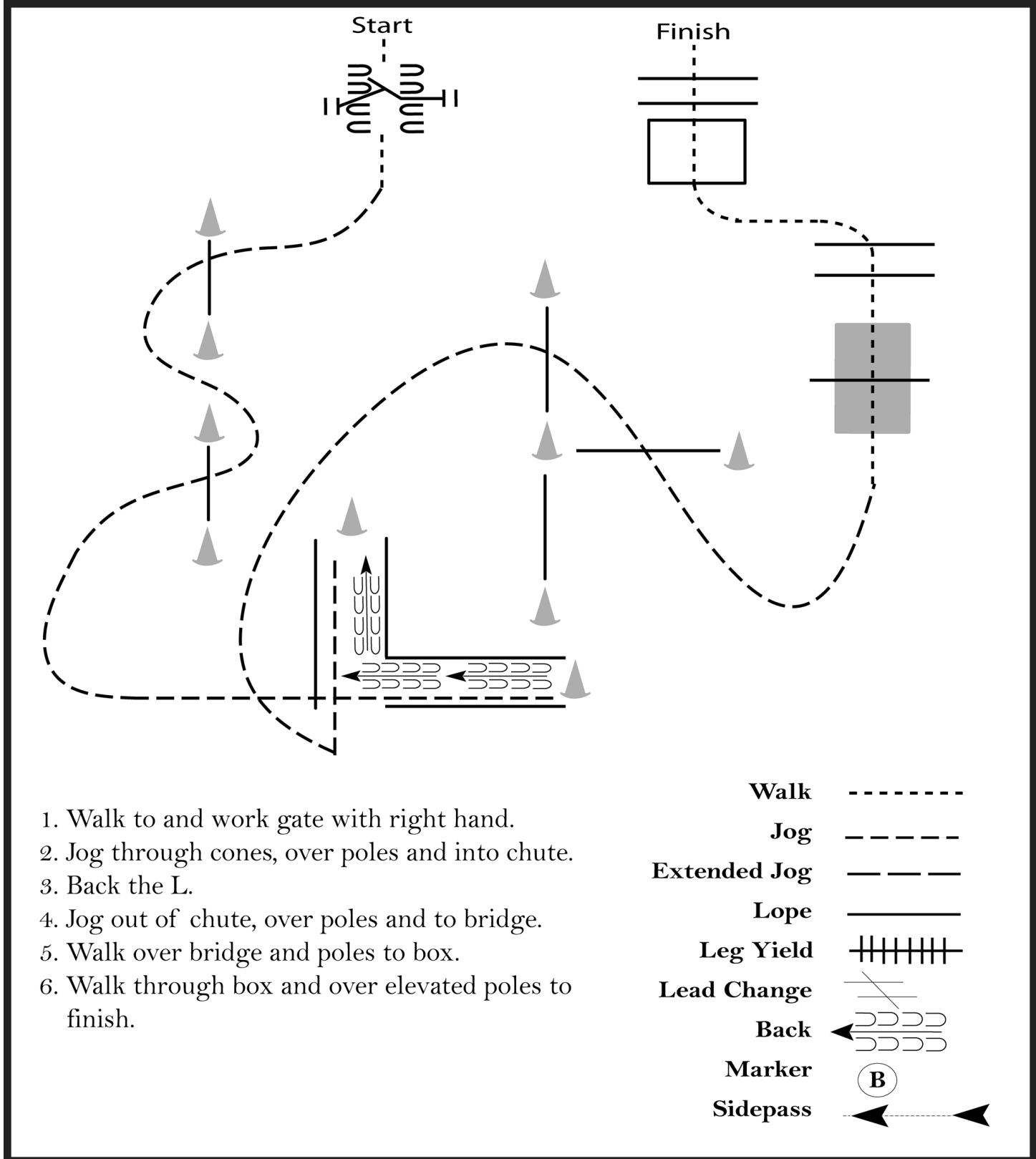
2024 MIHA Junior Division - Set

2 Trail

Show Date: _____

www.HorseShowPatterns.com

www.HorseShowPatterns.com



1. Walk to and work gate with right hand.
2. Jog through cones, over poles and into chute.
3. Back the L.
4. Jog out of chute, over poles and to bridge.
5. Walk over bridge and poles to box.
6. Walk through box and over elevated poles to finish.

Walk
Jog	-----
Extended Jog	-----
Lope	—————
Leg Yield	
Lead Change	///
Back	←←←
Marker	ⓑ
Sidepass	←---→

[T/WT-48]

Pattern Provided by:
MIHA Pattern Committee